

FILE NO. _____ OFFICIAL _____

CONDOMINIUM NO. 271

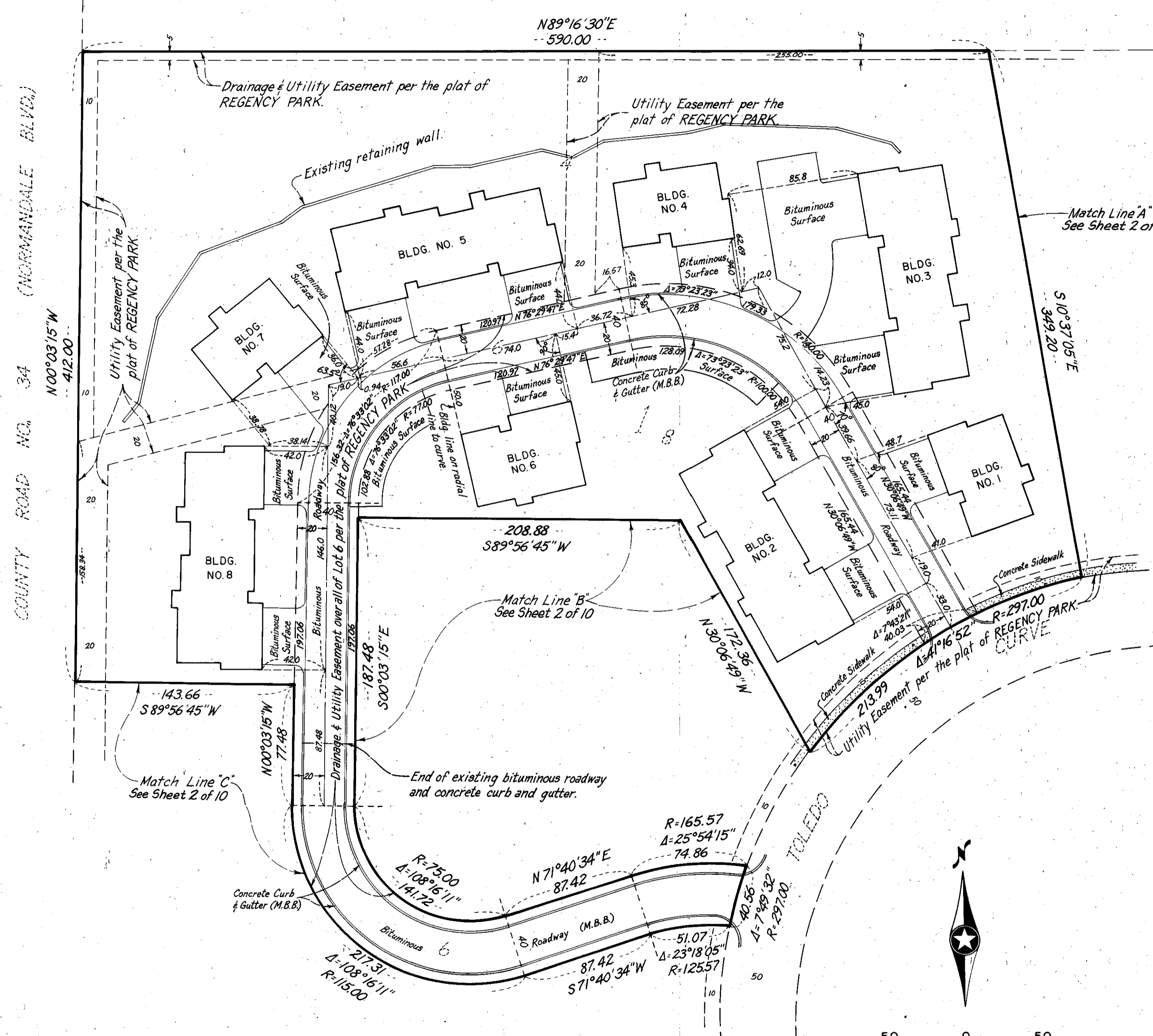
MANOR HOMES OF NORMANDEALE CONDOMINIUM

HERITAGE HILLS 1ST ADDITION

These Floor Plans have been recorded as part of the Declaration filed as Document No. _____ on the _____ day of _____, A.D., 19____, Hennepin County, Minnesota.

SITE PLAN

Note: See Sheet 2 of 10 for Additional Real Estate and Site Plan continuation. See individual building floor plans for exterior building dimensions.



The Undersigned, being first duly sworn under oath, certifies and deposes that these Floor Plans of Condominium No. _____, MANOR HOMES OF NORMANDEALE CONDOMINIUM, being located upon the following described property;

Lots 4, 6 and 8, Block 1, Regency Park, according to the plat thereof on file and of record in the office of the County Recorder in and for Hennepin County;

and the additional real estate described as follows:

Lots 1, 2, 3, 5 and 7, Block 1 and Lots 1, 2, 3, 4 and 5, Block 2, Regency Park, according to the plat thereof, on file and of record in the office of the County Recorder in and for Hennepin County;

fully and accurately depicts all information required by Minnesota Statutes Section 515A.2-110.

Dated this _____ day of _____, 1981.

James E. Boerhave, Registered Land Surveyor
Minn. Reg. No. 7095

STATE OF MINNESOTA)
) SS.
COUNTY OF HENNEPIN)

The foregoing instrument was acknowledged before me this _____ day of _____, 1981 by James E. Boerhave, Registered Land Surveyor.

Notary Public _____

_____, a registered professional _____, for the State of Minnesota pursuant to Minnesota Statutes Section 515A.2-101(b) does hereby certify that all structural components and mechanical systems serving more than one unit of all buildings containing or comprising any units hereby created are substantially completed consistent with the Floor Plans for Condominium No. _____, MANOR HOMES OF NORMANDEALE CONDOMINIUM.

Dated this _____ day of _____, 1981.

MN Reg. No. _____


STATE OF MINNESOTA)
) SS.
COUNTY OF HENNEPIN)

The foregoing instrument was acknowledged before me this _____ day of _____, 1981 by _____, a registered professional _____

Notary Public _____


NOTE: All improvements are common elements, unless otherwise indicated on the individual unit floor plans.
Common Element improvements denoted with M.B.B. are not completed and **MUST BE BUILT.**
See Sheet 2 of 10 sheets for additional real estate and site plan continuation.
All easements shown are per the plat of Regency Park unless indicated otherwise and denoted by a document number.

Utility Easements are shown thus:



being 10.00 feet in width and adjoining street lines, unless otherwise indicated, per the plat of REGENCY PARK.

Benchmark - Top nut hydrant, N.W. corner of Rich Rd. and Old Shakopee Road, Elev. = 808.75 ft. N.G.V.D. - 1929.



CONDOMINIUM NO. 271

C.R. DECLARATION
DOC. NO. _____

MANOR HOMES OF NORMANDELE CONDOMINIUM

HERITAGE HILLS 1ST ADDITION HERITAGE HILLS 2ND ADDITION


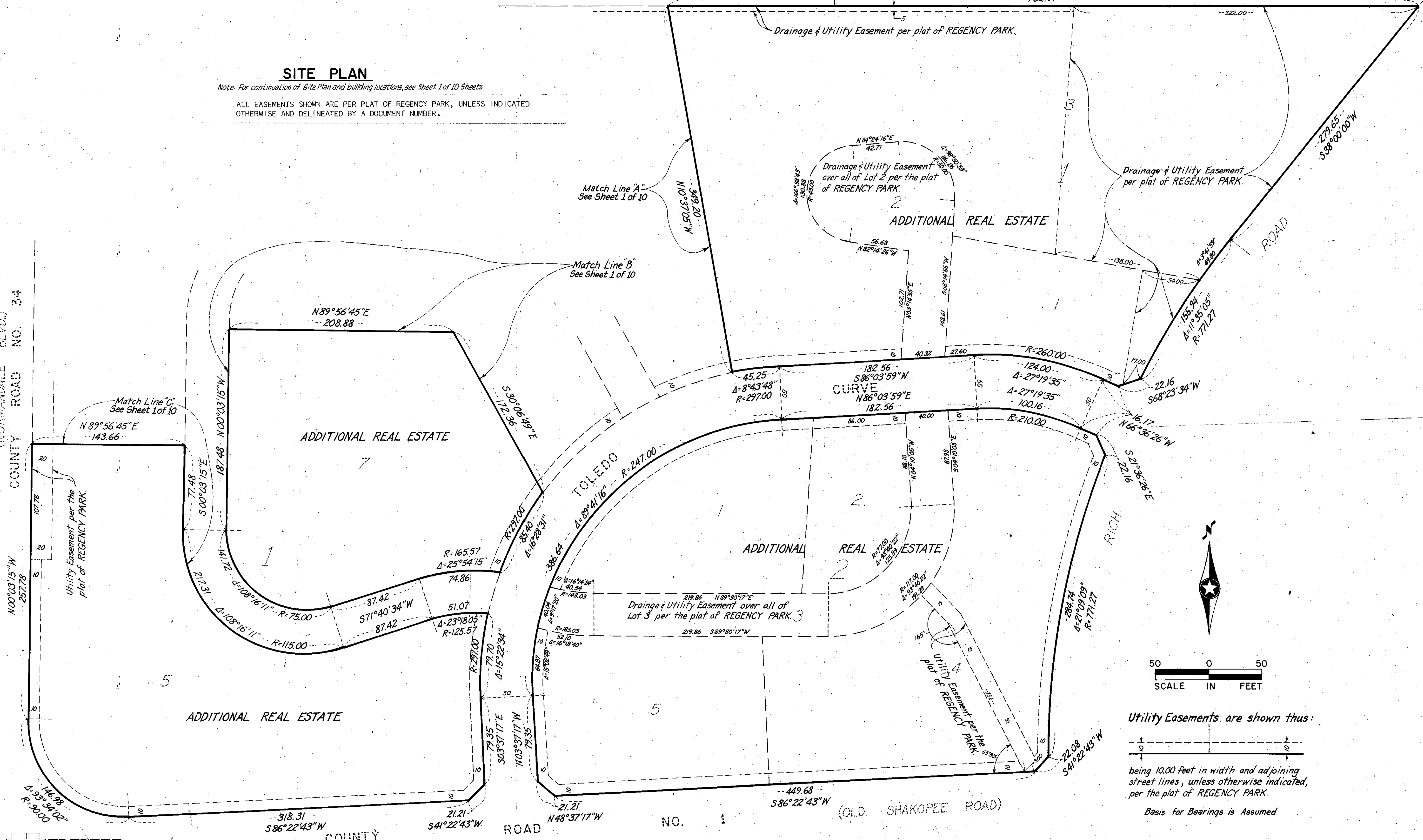
SITE PLAN

Note: For continuation of Site Plan and building locations, see Sheet 1 of 10 Sheets.

ALL EASEMENTS SHOWN ARE PER PLAT OF REGENCY PARK, UNLESS INDICATED OTHERWISE AND DELINEATED BY A DOCUMENT NUMBER.

FILE NO. P-242.02


NORMANDELE BLVD. COUNTY ROAD NO. 34



Utility Easements are shown thus:

being 10.00 feet in width and adjoining street lines, unless otherwise indicated, per the plat of REGENCY PARK.

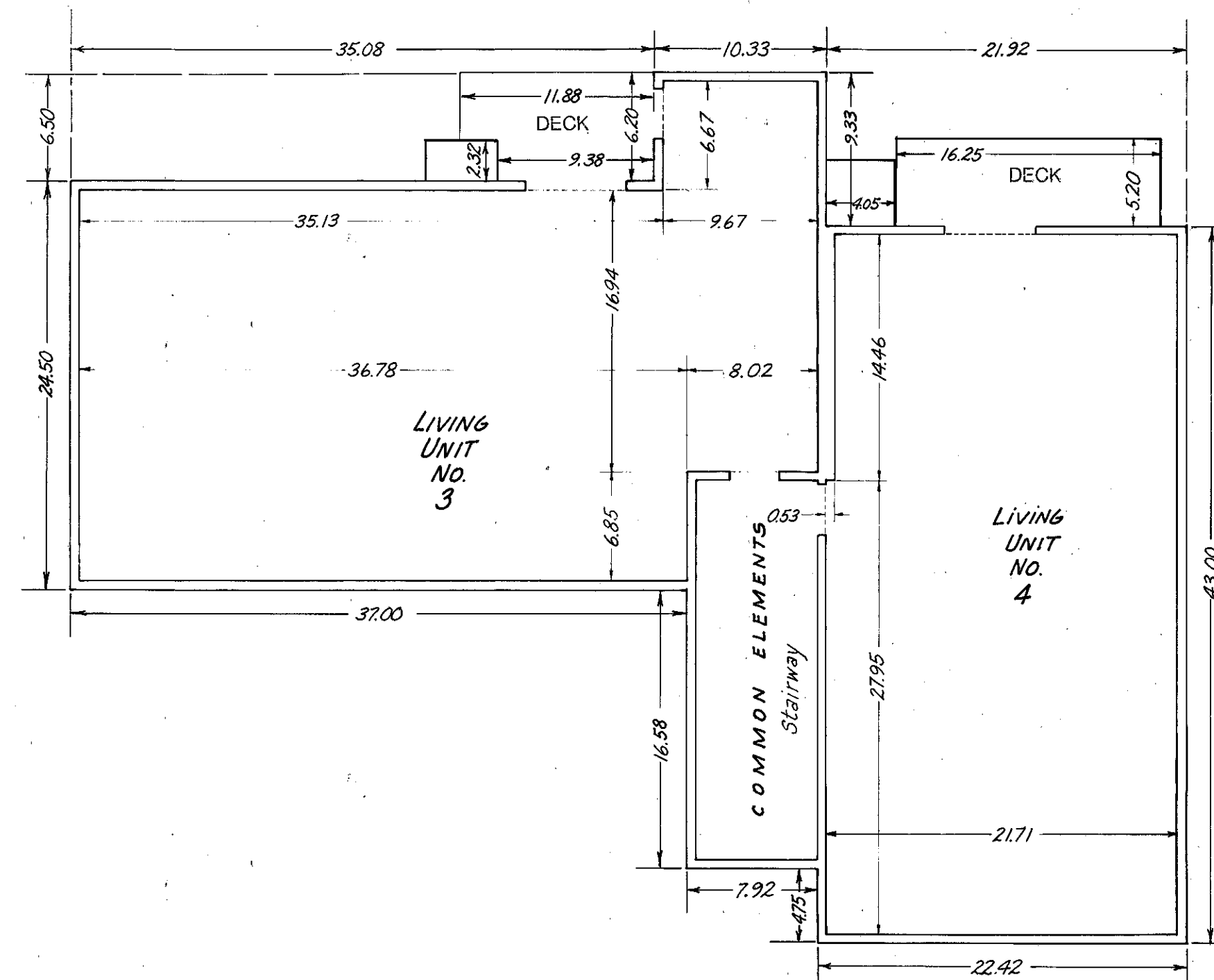
Basis for Bearings is Assumed



CONDOMINIUM NO. 271

C.R. DECLARATION
DOC. NO. _____

MANOR HOMES OF NORMANDALE CONDOMINIUM

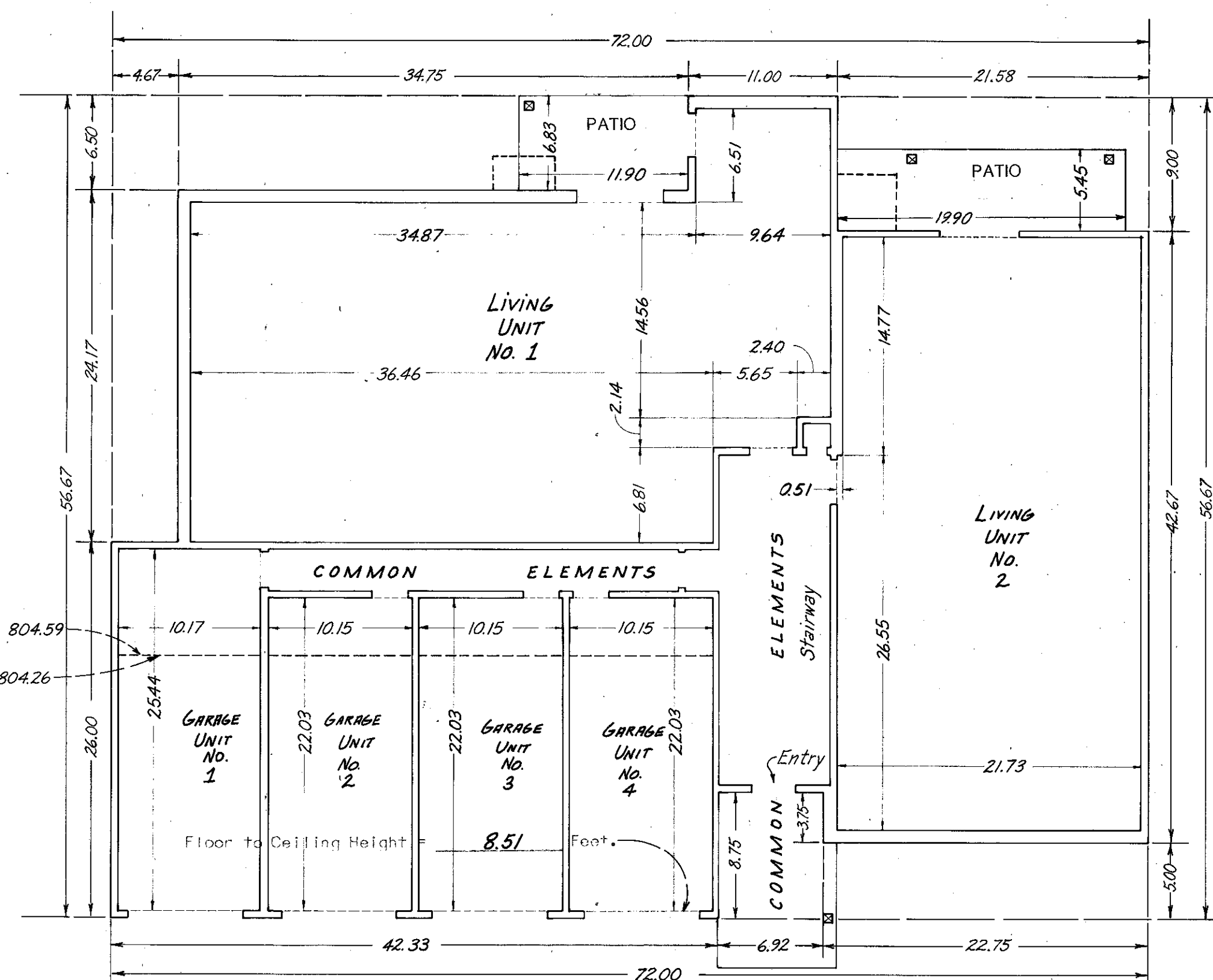
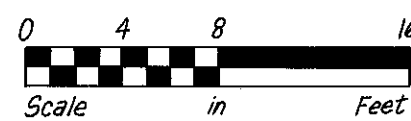



Second Floor

NOTE: ALL SECOND FLOOR LEVEL LIVING UNITS HAVE A FLOOR ELEVATION OF 814.35 FEET AS REFERENCED TO AN ESTABLISHED BENCH MARK. (AS SHOWN ON SITE PLAN.) CEILING ELEVATION IN ALL SECOND FLOOR LEVEL LIVING UNITS IS 822.44 FEET.

DECKS ARE LIMITED COMMON ELEMENTS.

Floor to Ceiling Height = 8.09 Feet.



Building No. 1

First Floor

NOTE: SEE SITE PLAN ON SHEET 1 OF 10 SHEETS FOR BUILDING LOCATION. ALL FIRST FLOOR LEVEL LIVING UNITS HAVE A FLOOR ELEVATION OF 804.59 FEET AS REFERENCED TO AN ESTABLISHED BENCH MARK. (AS SHOWN ON SITE PLAN.) CEILING ELEVATION IN ALL FIRST FLOOR LEVEL LIVING UNITS IS 812.68 FEET. ALL FIRST FLOOR GARAGE UNITS HAVE A FLOOR ELEVATION OF 804.17 FEET. CEILING ELEVATION IN ALL FIRST FLOOR GARAGE UNITS IS 812.68 FEET.

Patios are Limited Common Elements.

Floor to Ceiling Height = 8.09 Feet.



P-242.03

FILE NO.

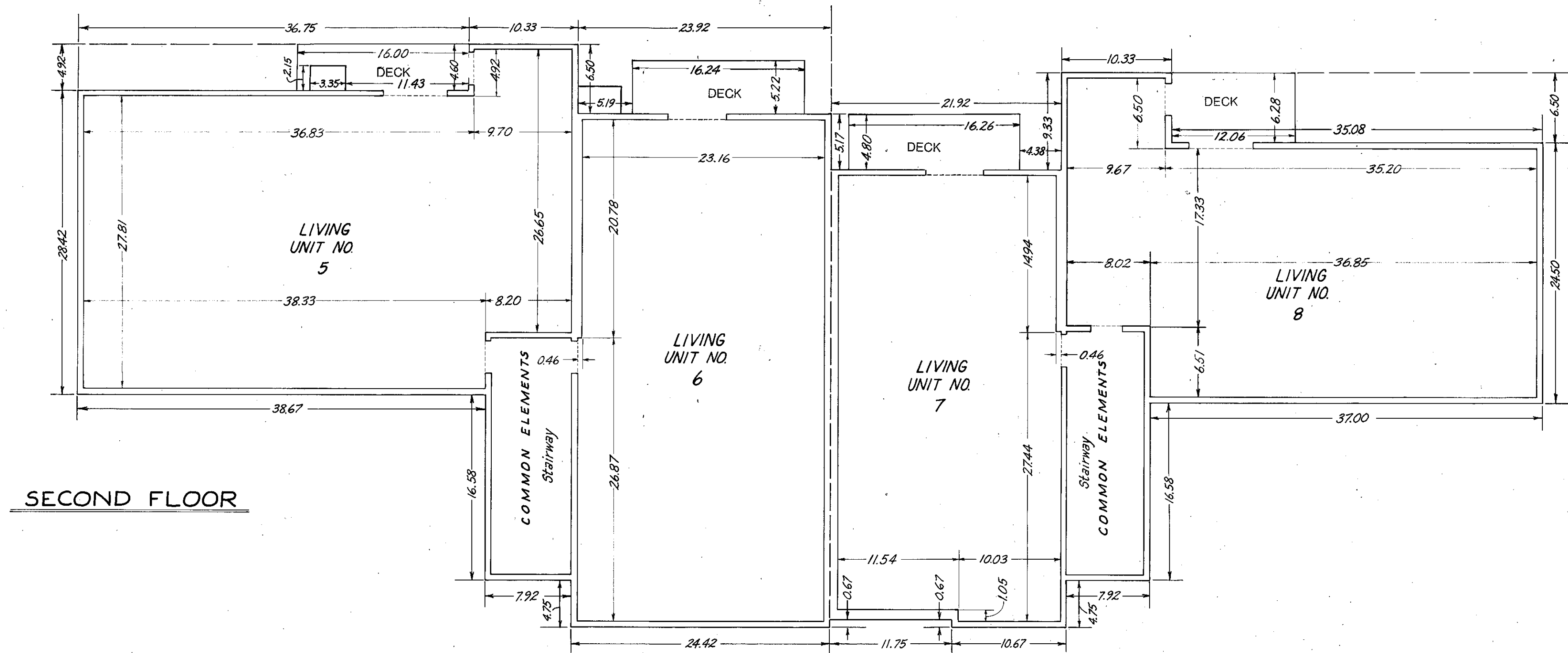
CONDOMINIUM NO. 271

MANOR HOMES OF NORMANDEALE CONDOMINIUM

C.R. DECLARATION
DOC. NO. _____

P-242.04

FILE NO. _____


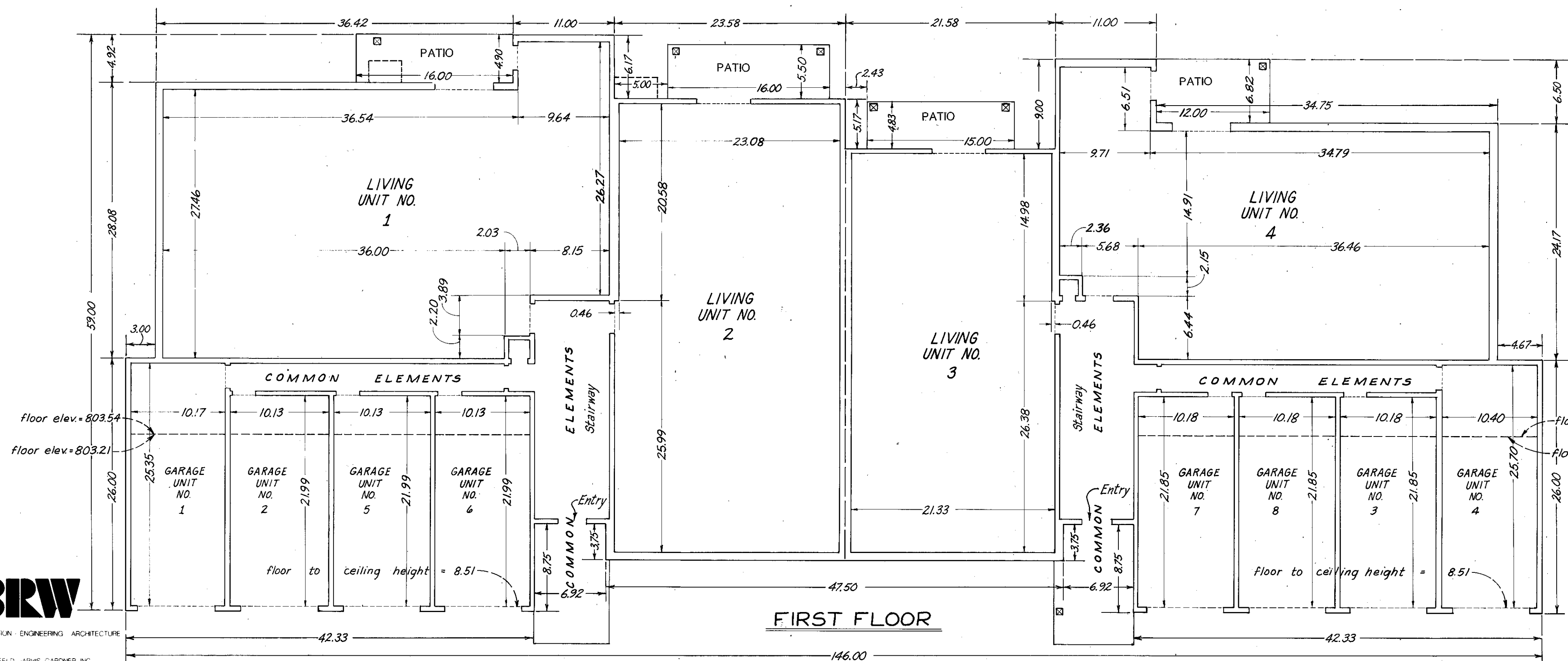


NOTE: Second floor level Units 5 and 6 have a floor elevation of 812.30 feet, and a ceiling elevation of 821.39 feet. Second floor level Units 7 and 8 have a floor elevation of 819.30 feet, and a ceiling elevation of 827.39 feet. All elevations referenced to an established benchmark (as shown on Site Plan).

Decks are Limited Common Elements

Units 5 and 6 floor to ceiling height = 8.09 feet.
Units 7 and 8 floor to ceiling height = 8.09 feet.

BUILDING NO. 2



NOTE: See Site Plan on Sheet 1 of 10 sheets for building location. First floor level Units 1 and 2 have a floor elevation of 803.54 feet, and a ceiling elevation of 811.63 feet. First floor level Units 3 and 4 have a floor elevation of 809.54 feet, and a ceiling elevation of 817.63 feet. Garage Units 1, 2, 5 and 6 have a floor elevation of 803.12 feet, and a ceiling elevation of 811.63 feet. Garage Units 7, 8, 3 and 4 have a floor elevation of 809.12 feet, and a ceiling elevation of 817.63 feet. All elevations referenced to an established benchmark (as shown on Site Plan).

Patios are Limited Common Elements.

Units 1 and 2 floor to ceiling height = 8.09 feet.
Units 3 and 4 floor to ceiling height = 8.09 feet.
Garage Units 1, 2, 5 and 6 floor to ceiling height = 8.51 feet.
Garage Units 7, 8, 3 and 4 floor to ceiling height = 8.51 feet.

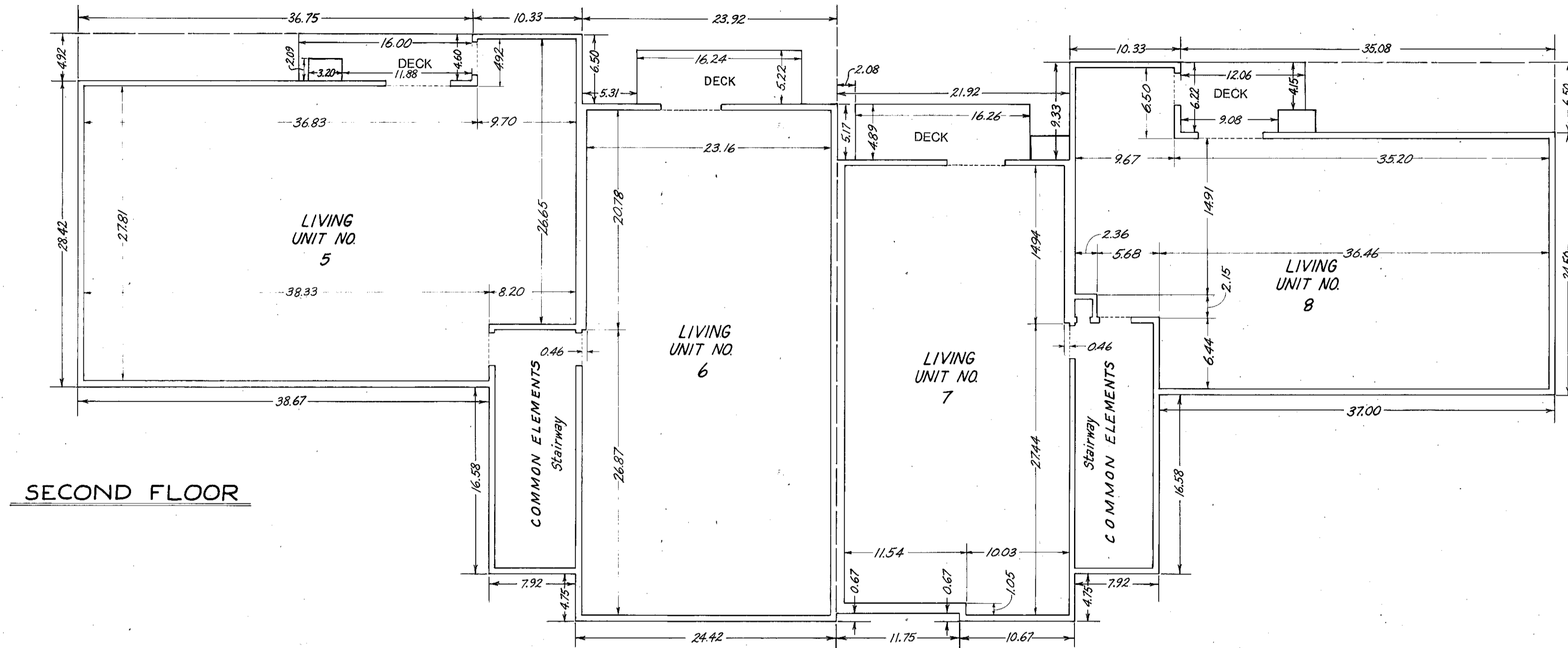


PLANNING TRANSPORTATION ENGINEERING ARCHITECTURE
AND SURVEYING
BATHER RINGROSE WOLFELD JARVIS GARDNER INC.

CONDOMINIUM NO. 271

MANOR HOMES OF NORMANDE CONDOMINIUM

C.R. DECLARATION
DOC. NO. _____

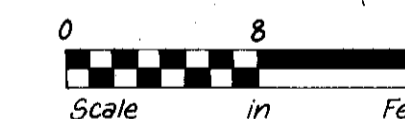
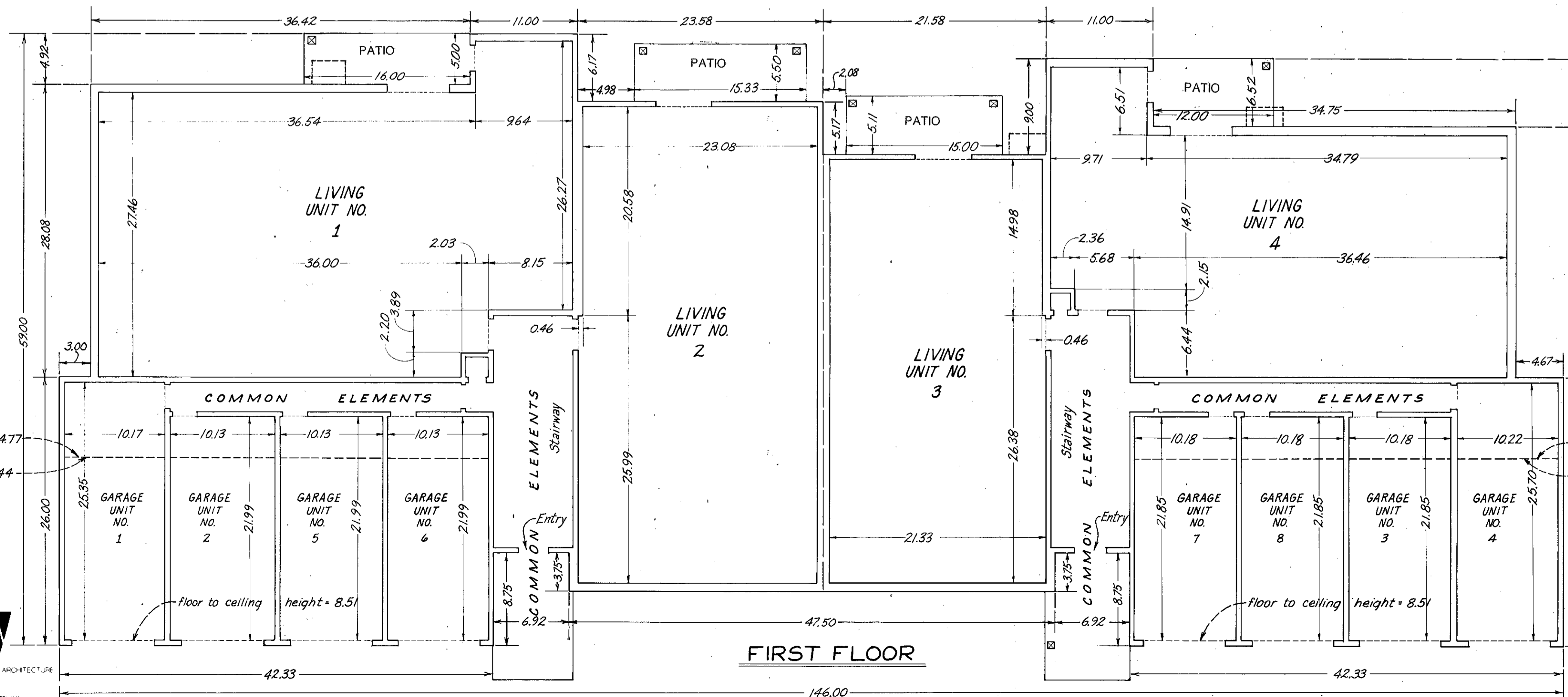


NOTE: Second floor level Units 5 and 6 have a floor elevation of 824.53 feet, and a ceiling elevation of 832.62 feet. Second floor level Units 7 and 8 have a floor elevation of 822.45 feet, and a ceiling elevation of 830.54 feet. All elevations referenced to an established benchmark (as shown on Site Plan).

Decks are Limited Common Elements

Units 5 and 6 floor to ceiling height = 8.09 feet.
 Units 7 and 8 floor to ceiling height = 8.09 feet.

BUILDING NO. 3



NOTE: See Site Plan on Sheet 1 of 10 sheets for building location. First floor level Units 1 and 2 have a floor elevation of 814.77 feet, and a ceiling elevation of 822.86 feet. First floor level Units 3 and 4 have a floor elevation of 812.62 feet, and a ceiling elevation of 820.78 feet. Garage Units 1, 2, 5 and 6 have a floor elevation of 814.35 feet, and a ceiling elevation of 822.86 feet. Garage Units 7, 8, 3 and 4 have a floor elevation of 812.27 feet, and a ceiling elevation of 820.78 feet. All elevations referenced to an established benchmark (as shown on Site Plan).

Patios are Limited Common Elements.

Units 1 and 2 floor to ceiling height = 8.09 feet.
 Units 3 and 4 floor to ceiling height = 8.09 feet.
 Garage Units 1, 2, 5 and 6 floor to ceiling height = 8.51 feet.
 Garage Units 7, 8, 3 and 4 floor to ceiling height = 8.51 feet.

P-242.05

FILE NO.



PLANNING TRANSPORTATION ENGINEERING ARCHITECTURE
 AND SURVEYING
 BRW
 GATHEL HINKRISSE WALSHELL JARVIS GARDNER INC.

OFFICIAL

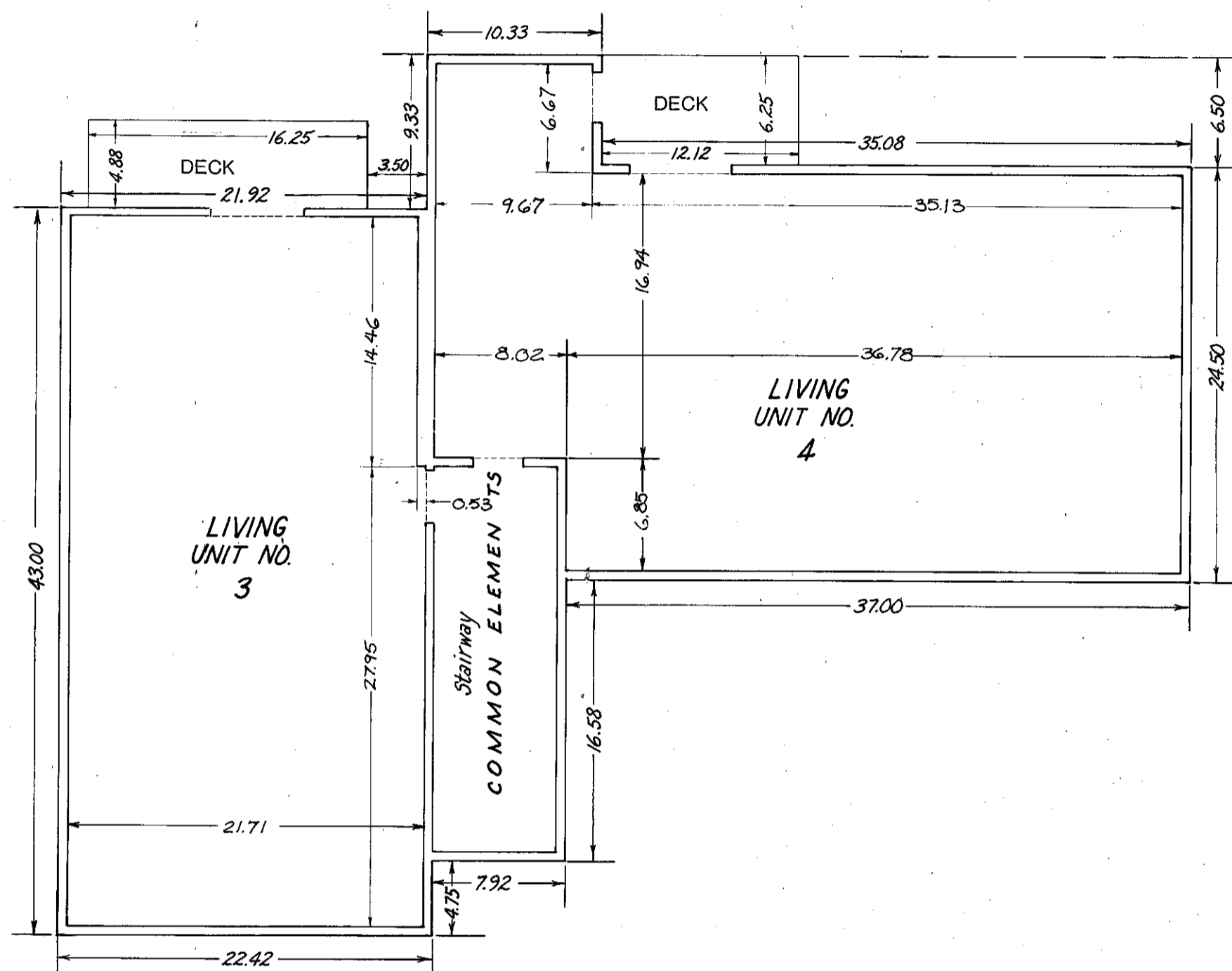
CONDOMINIUM NO. 271

C.R. DECLARATION
DOC. NO. _____

MANOR HOMES OF NORMANDE CONDOMINIUM

P-242.06

FILE NO. _____



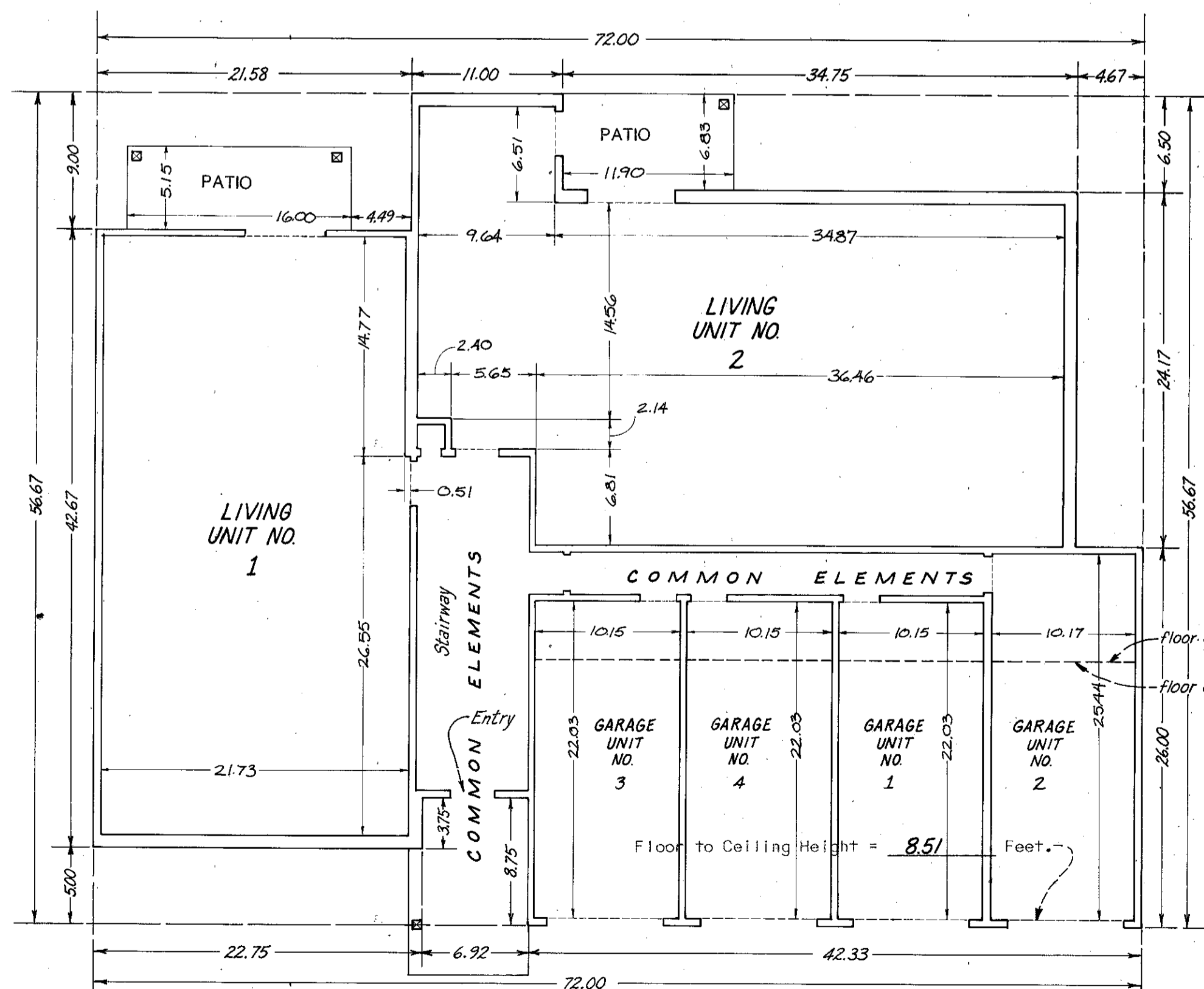
Second Floor

NOTE: ALL SECOND FLOOR LEVEL LIVING UNITS HAVE A FLOOR ELEVATION OF 830.47 FEET AS REFERENCED TO AN ESTABLISHED BENCH MARK. (AS SHOWN ON SITE PLAN.) CEILING ELEVATION IN ALL SECOND FLOOR LEVEL LIVING UNITS IS 838.56 FEET.

DECKS ARE LIMITED COMMON ELEMENTS.

Floor to Ceiling Height = 8.09 Feet.

Building No. 4



NOTE: SEE SITE PLAN ON SHEET 1 OF 10 SHEETS FOR BUILDING LOCATION. ALL FIRST FLOOR LEVEL LIVING UNITS HAVE A FLOOR ELEVATION OF 820.71 FEET AS REFERENCED TO AN ESTABLISHED BENCH MARK. (AS SHOWN ON SITE PLAN.) CEILING ELEVATION IN ALL FIRST FLOOR LEVEL LIVING UNITS IS 828.80 FEET. ALL FIRST FLOOR GARAGE UNITS HAVE A FLOOR ELEVATION OF 820.29 FEET. CEILING ELEVATION IN ALL FIRST FLOOR GARAGE UNITS IS 828.80 FEET.

Patios are Limited Common Elements.

Floor to Ceiling Height = 8.09 Feet.



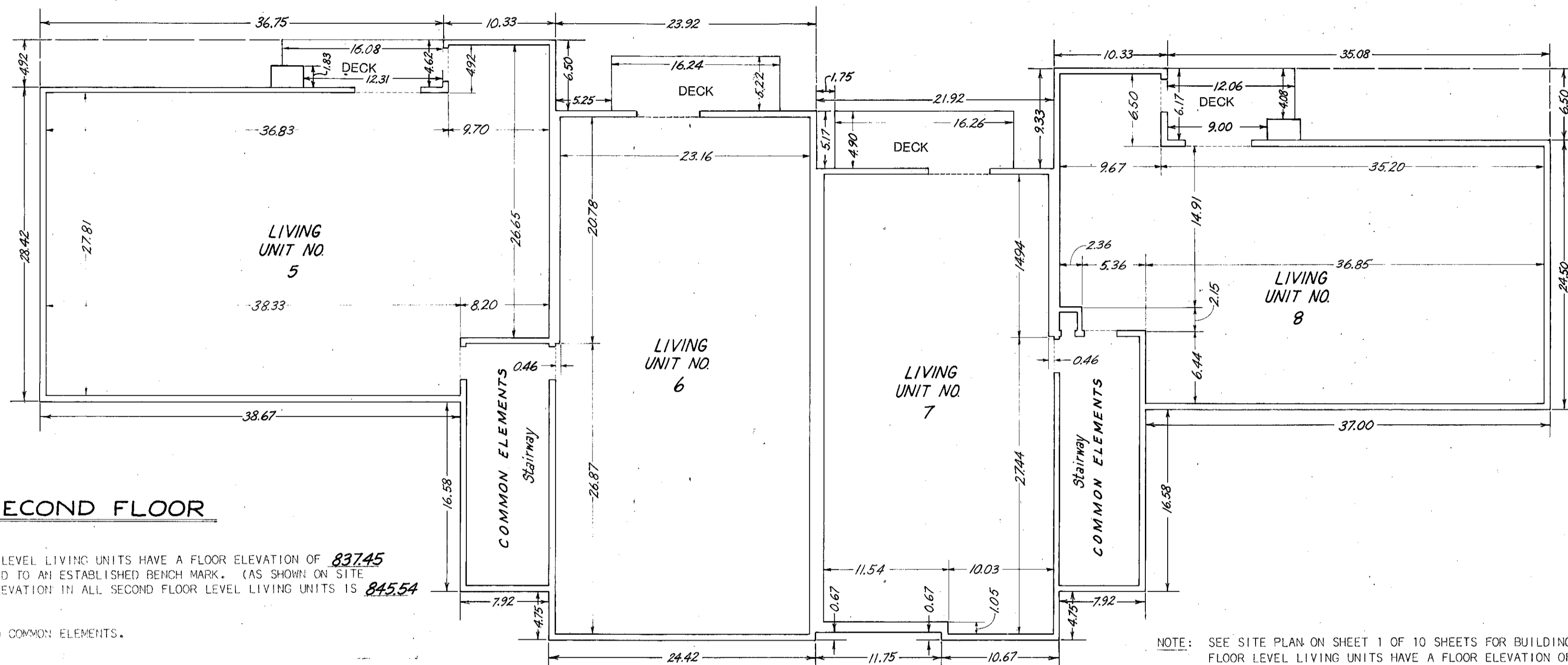
CONDOMINIUM NO. 271

MANOR HOMES OF NORMANDALE CONDOMINIUM

C.R. DECLARATION
DOC. NO. _____

P-242.07

FILE NO.



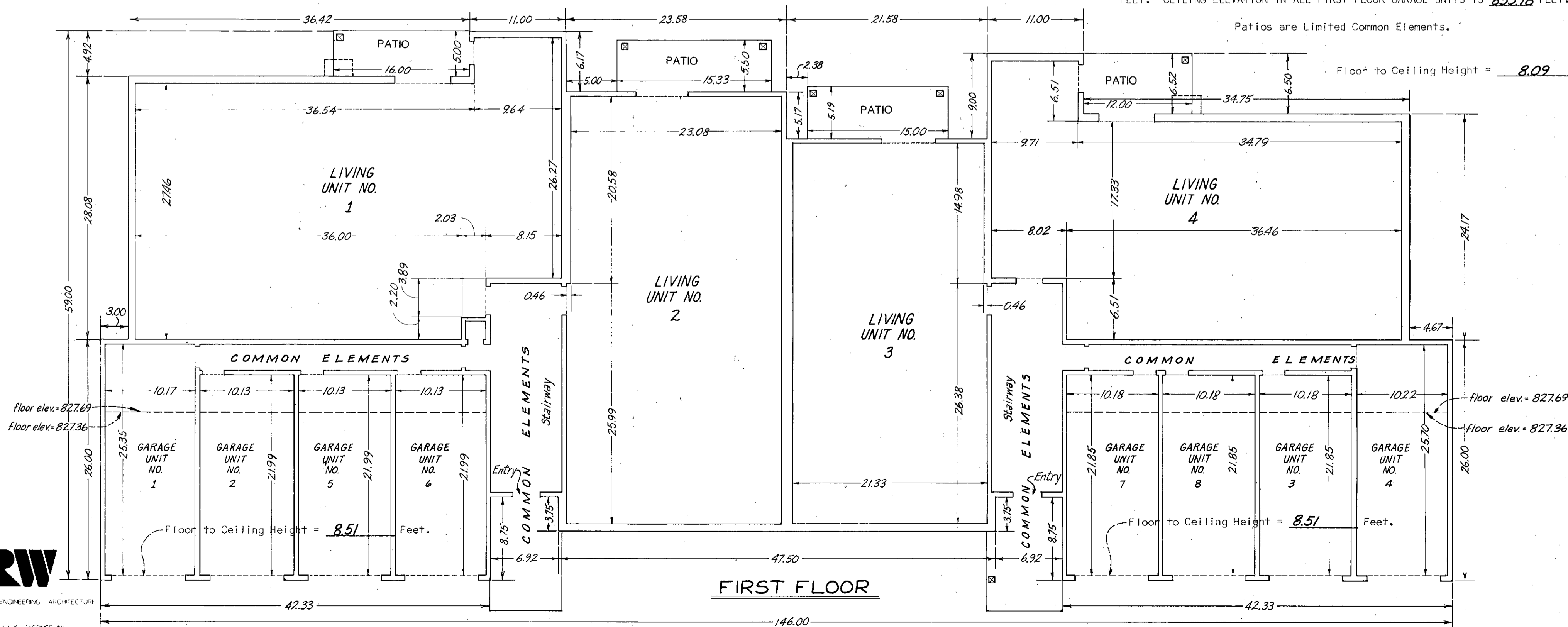
NOTE: ALL SECOND FLOOR LEVEL LIVING UNITS HAVE A FLOOR ELEVATION OF 837.45 FEET AS REFERENCED TO AN ESTABLISHED BENCH MARK. (AS SHOWN ON SITE PLAN.) CEILING ELEVATION IN ALL SECOND FLOOR LEVEL LIVING UNITS IS 845.54 FEET.

NOTE: SEE SITE PLAN ON SHEET 1 OF 10 SHEETS FOR BUILDING LOCATION. ALL FIRST FLOOR LEVEL LIVING UNITS HAVE A FLOOR ELEVATION OF 827.69 FEET AS REFERENCED TO AN ESTABLISHED BENCH MARK. (AS SHOWN ON SITE PLAN.) CEILING ELEVATION IN ALL FIRST FLOOR LEVEL LIVING UNITS IS 835.78 FEET. ALL FIRST FLOOR GARAGE UNITS HAVE A FLOOR ELEVATION OF 827.27 FEET. CEILING ELEVATION IN ALL FIRST FLOOR GARAGE UNITS IS 835.78 FEET.

Floor to Ceiling Height = 8.09 Feet.

Patios are Limited Common Elements.

Floor to Ceiling Height = 8.09 Feet.





Floor elev. 827.69
Floor elev. 827.36

Floor elev. 827.69
Floor elev. 827.36

Floor to Ceiling Height = 8.51 Feet.

Floor to Ceiling Height = 8.51 Feet.

BUILDING NO. 5



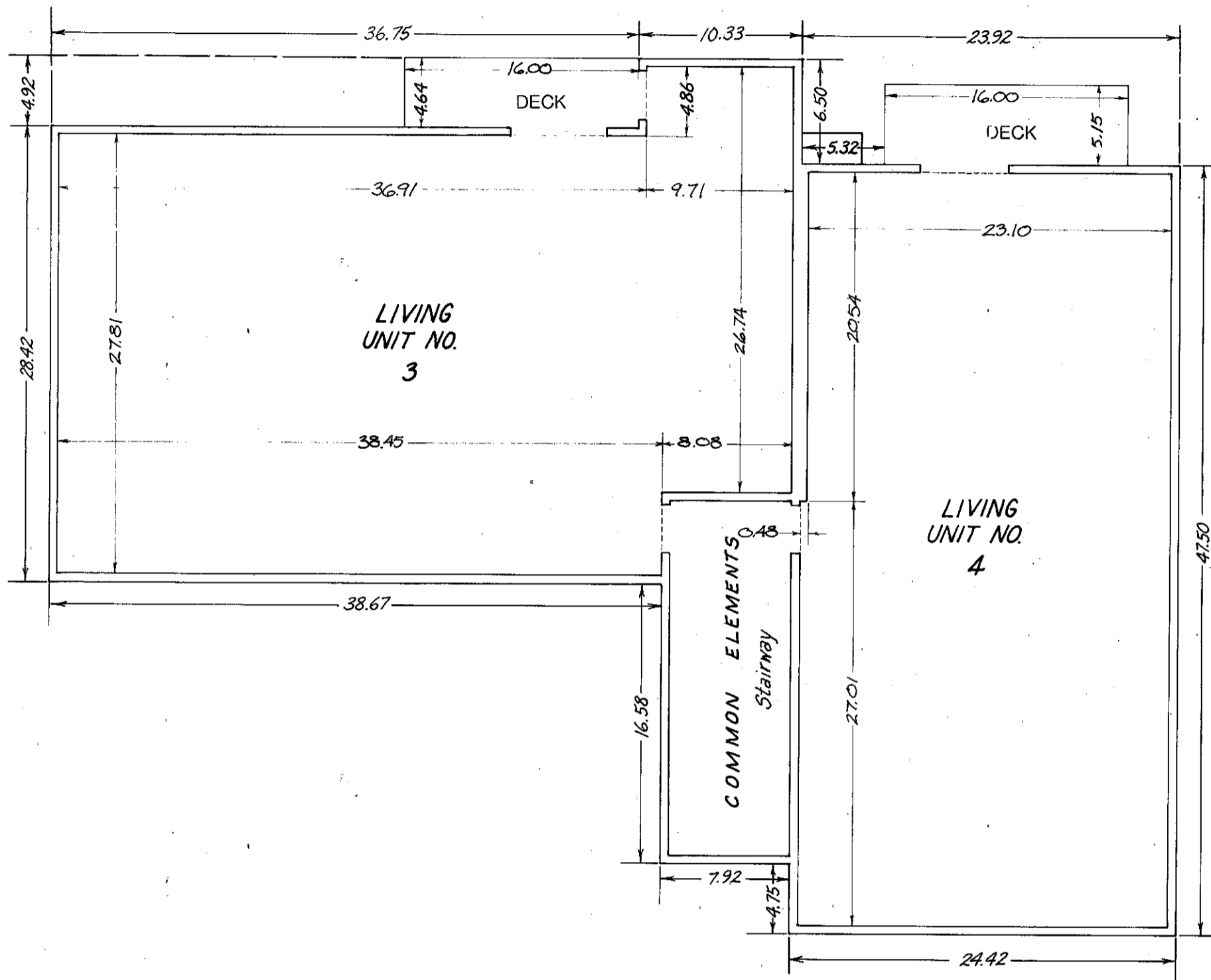
CONDOMINIUM NO. 271

MANOR HOMES OF NORMANDEALE CONDOMINIUM

C.R. DECLARATION
DOC. NO. _____

P-242.08

FILE NO. _____



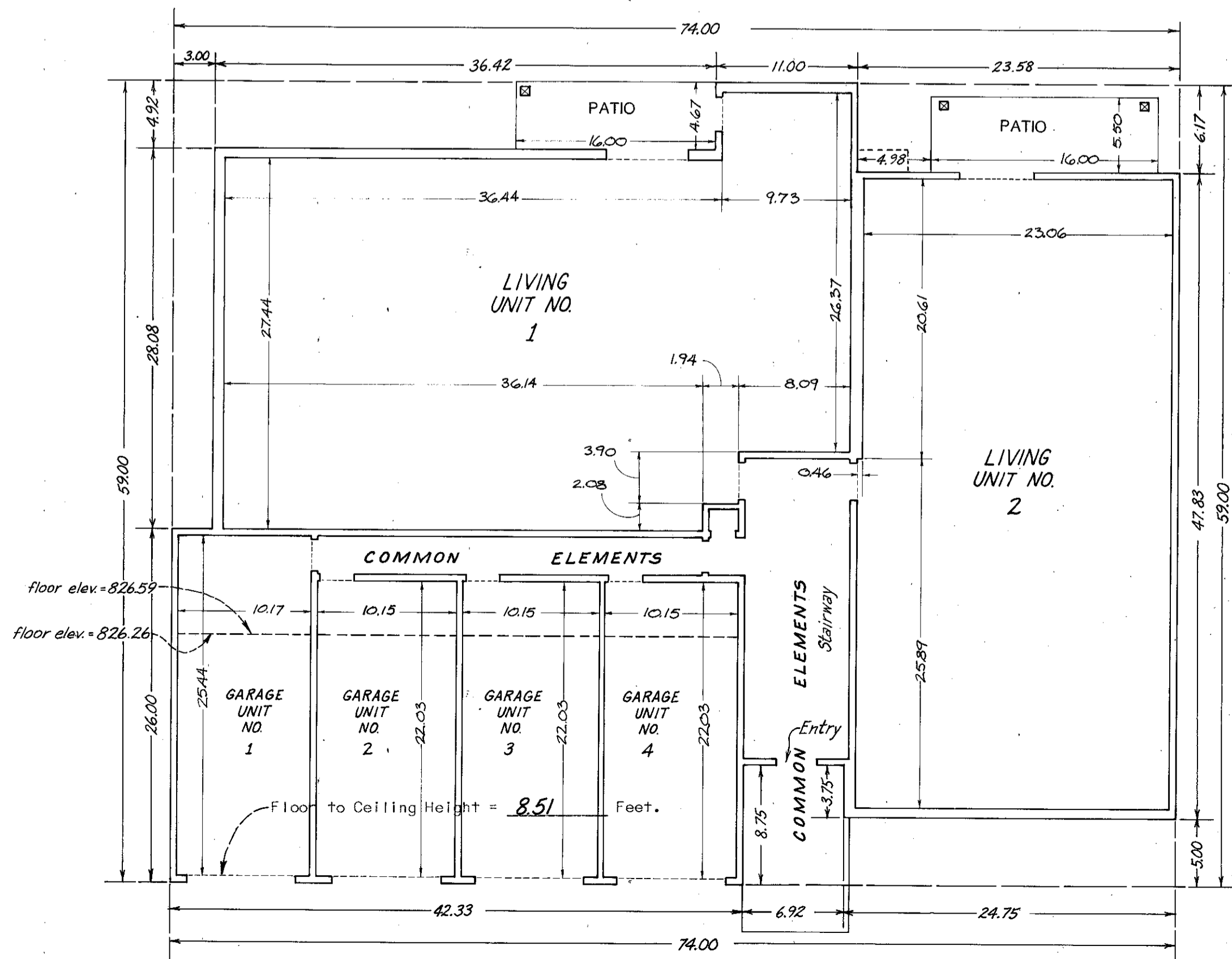
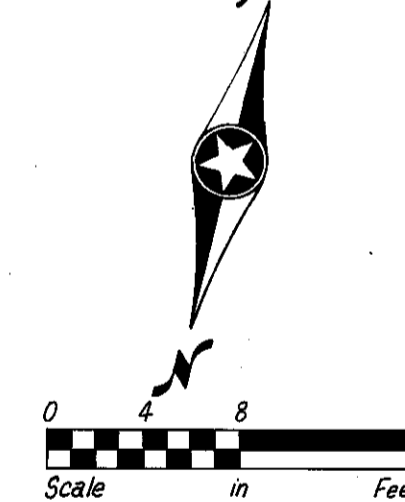
Second Floor

NOTE: ALL SECOND FLOOR LEVEL LIVING UNITS HAVE A FLOOR ELEVATION OF 836.35 FEET AS REFERENCED TO AN ESTABLISHED BENCH MARK. (AS SHOWN ON SITE PLAN.) CEILING ELEVATION IN ALL SECOND FLOOR LEVEL LIVING UNITS IS 844.44 FEET.

DECKS ARE LIMITED COMMON ELEMENTS.

Floor to Ceiling Height = 8.09 Feet.

Building No. 6



First Floor

NOTE: SEE SITE PLAN ON SHEET 1 OF 10 SHEETS FOR BUILDING LOCATION. ALL FIRST FLOOR LEVEL LIVING UNITS HAVE A FLOOR ELEVATION OF 826.59 FEET AS REFERENCED TO AN ESTABLISHED BENCH MARK. (AS SHOWN ON SITE PLAN.) CEILING ELEVATION IN ALL FIRST FLOOR LEVEL LIVING UNITS IS 834.68 FEET. ALL FIRST FLOOR GARAGE UNITS HAVE A FLOOR ELEVATION OF 826.17 FEET. CEILING ELEVATION IN ALL FIRST FLOOR GARAGE UNITS IS 834.68 FEET.

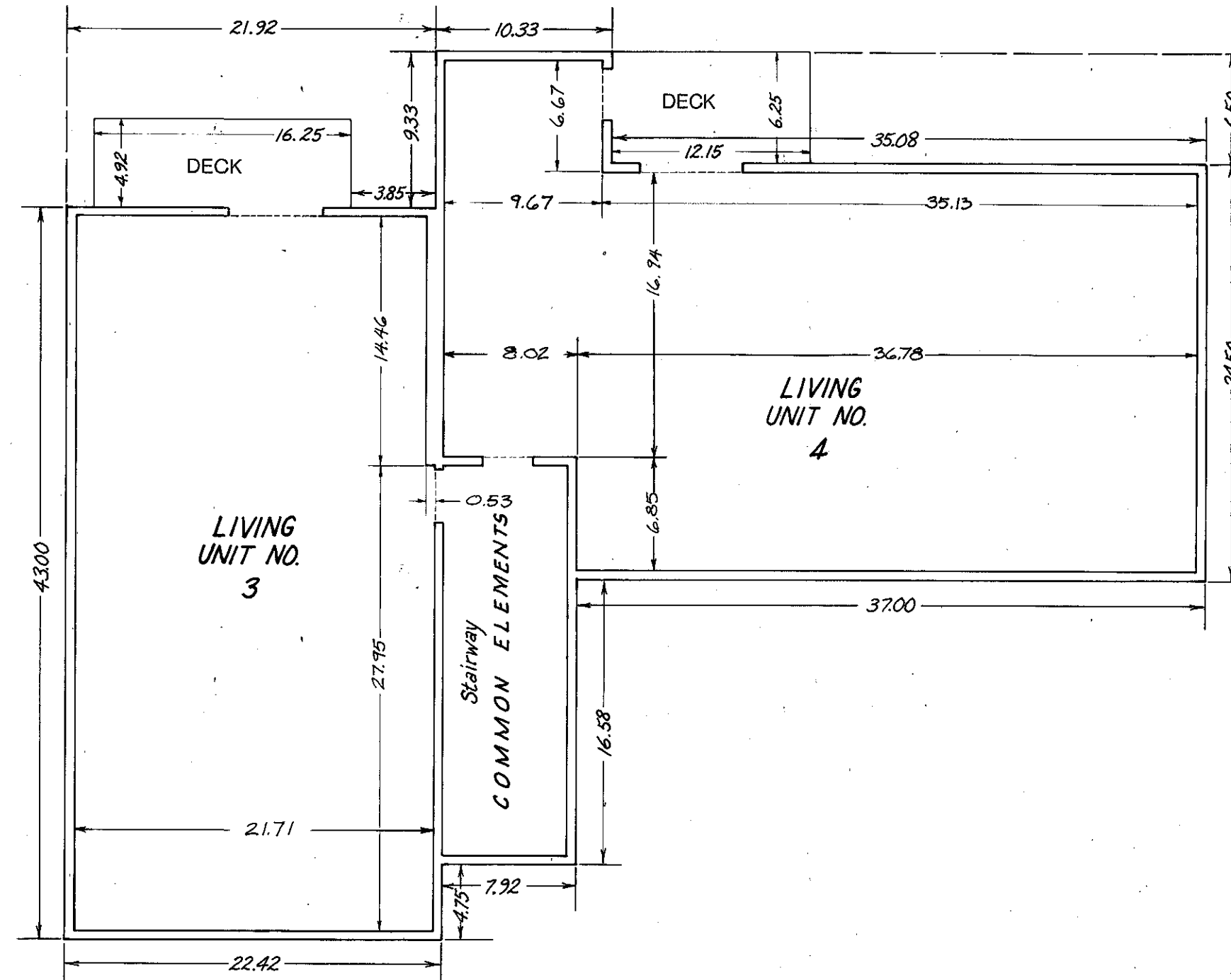
Patios are Limited Common Elements.

Floor to Ceiling Height = 8.09 Feet.

CONDOMINIUM NO. 271

C.R. DECLARATION
DOC. NO. _____

MANOR HOMES OF NORMANDALE CONDOMINIUM



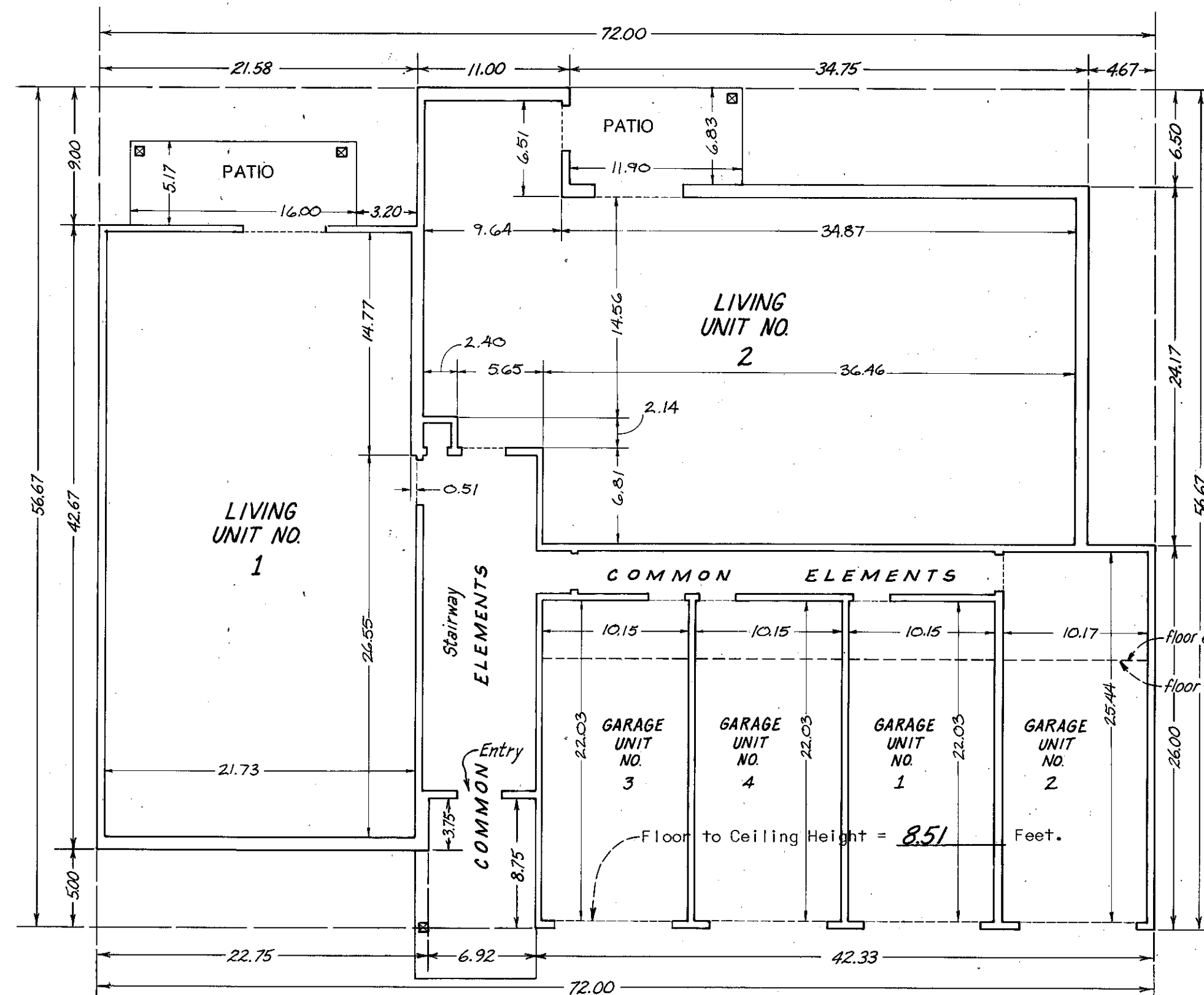

Second Floor

NOTE: ALL SECOND FLOOR LEVEL LIVING UNITS HAVE A FLOOR ELEVATION OF 836.34 FEET AS REFERENCED TO AN ESTABLISHED BENCH MARK. (AS SHOWN ON SITE PLAN.) CEILING ELEVATION IN ALL SECOND FLOOR LEVEL LIVING UNITS IS 844.43 FEET.

DECKS ARE LIMITED COMMON ELEMENTS.

Building No. 7

Floor to Ceiling Height = 8.09 Feet.



First Floor

NOTE: SEE SITE PLAN ON SHEET 1 OF 10 SHEETS FOR BUILDING LOCATION. ALL FIRST FLOOR LEVEL LIVING UNITS HAVE A FLOOR ELEVATION OF 826.58 FEET AS REFERENCED TO AN ESTABLISHED BENCH MARK. (AS SHOWN ON SITE PLAN.) CEILING ELEVATION IN ALL FIRST FLOOR LEVEL LIVING UNITS IS 834.67 FEET. ALL FIRST FLOOR GARAGE UNITS HAVE A FLOOR ELEVATION OF 826.16 FEET. CEILING ELEVATION IN ALL FIRST FLOOR GARAGE UNITS IS 834.67 FEET.

Patios are Limited Common Elements.

Floor to Ceiling Height = 8.09 Feet.



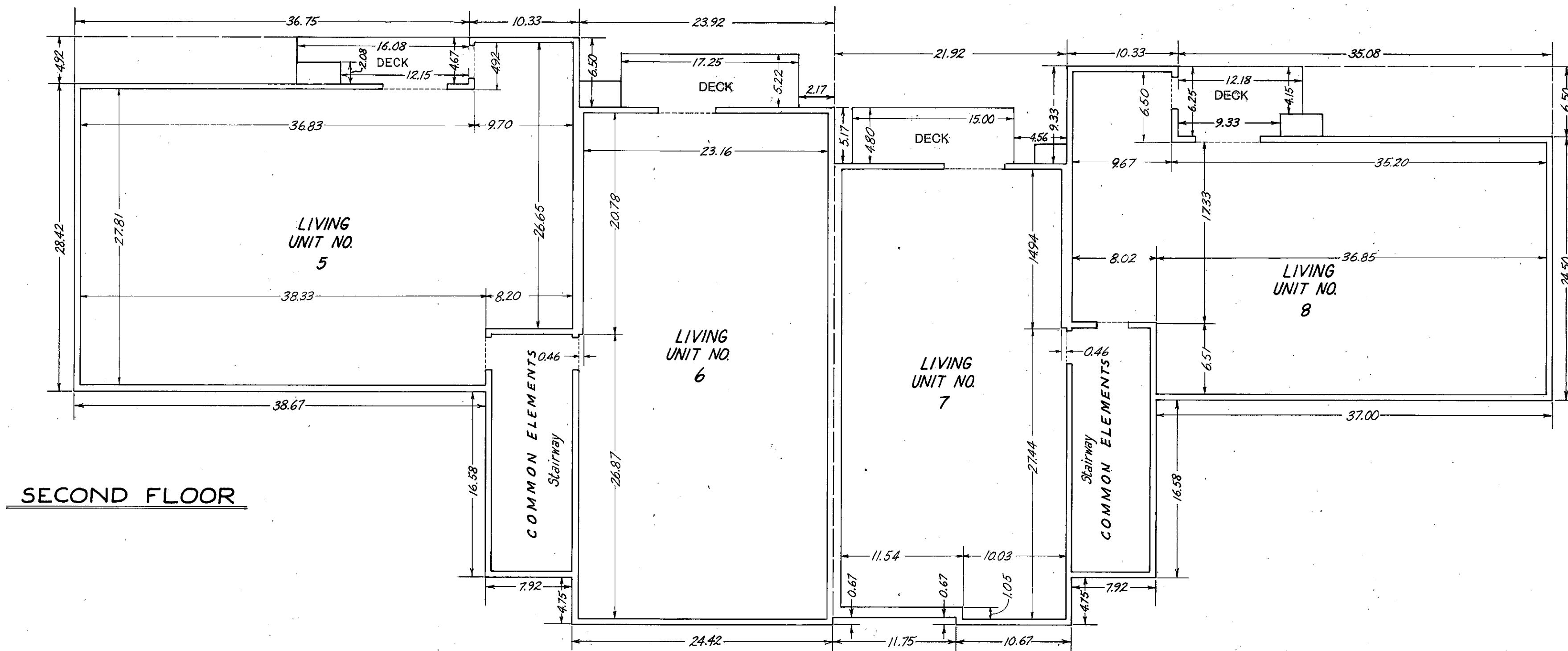
P-242.09

FILE NO.

CONDOMINIUM NO. 271

MANOR HOMES OF NORMANDE CONDOMINIUM

C.R. DECLARATION
DOC. NO. _____

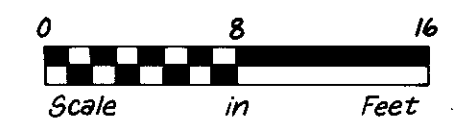
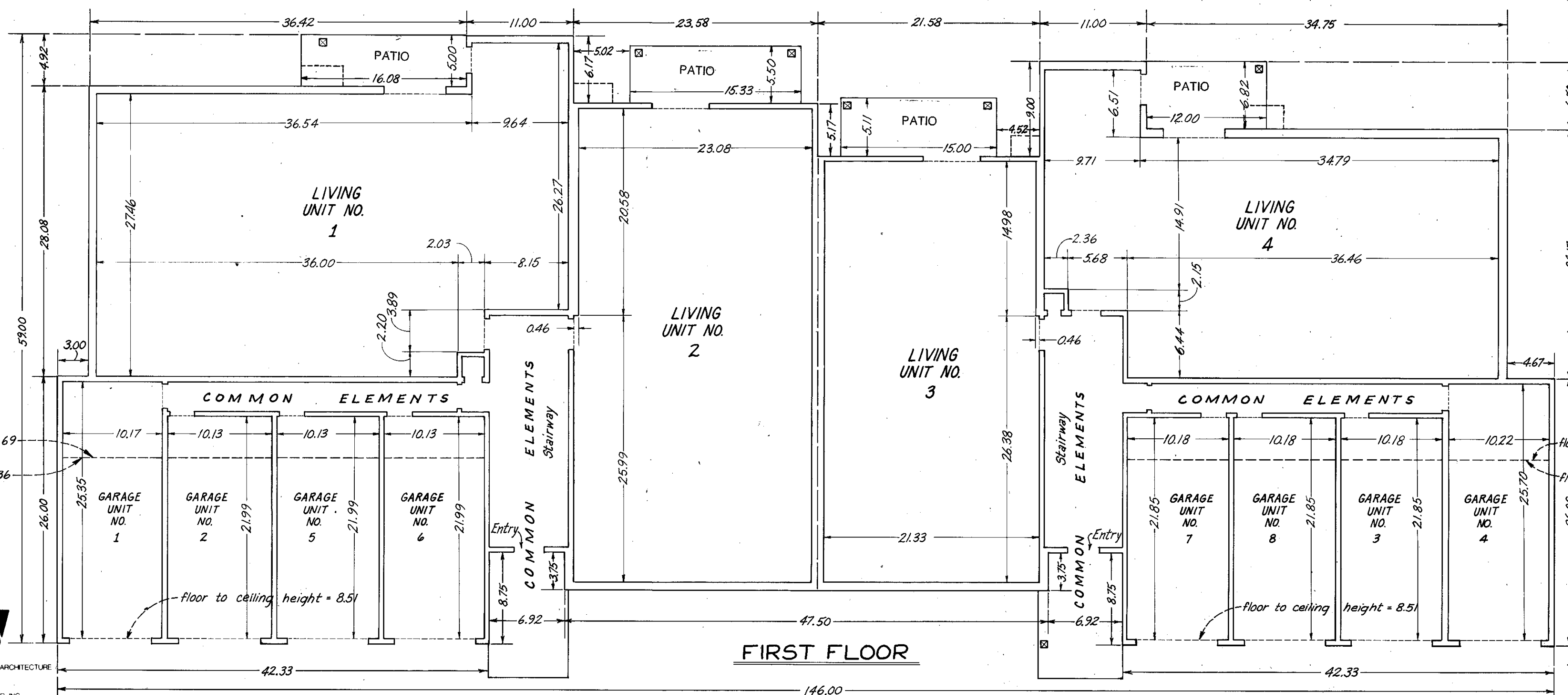


NOTE: Second floor level Units 5 and 6 have a floor elevation of 828.45 feet, and a ceiling elevation of 836.54 feet. Second floor level Units 7 and 8 have a floor elevation of 832.45 feet, and a ceiling elevation of 840.54 feet. All elevations referenced to an established benchmark (as shown on Site Plan).

Decks are Limited Common Elements

Units 5 and 6 floor to ceiling height = 8.09 feet.
 Units 7 and 8 floor to ceiling height = 8.09 feet.

BUILDING NO. 8



NOTE: See Site Plan on Sheet 1 of 10 sheets for building location. First floor level Units 1 and 2 have a floor elevation of 818.69 feet, and a ceiling elevation of 826.78 feet. First floor level Units 3 and 4 have a floor elevation of 822.69 feet, and a ceiling elevation of 830.78 feet. Garage Units 1, 2, 5 and 6 have a floor elevation of 818.27 feet, and a ceiling elevation of 826.78 feet. Garage Units 7, 8, 3 and 4 have a floor elevation of 822.27 feet, and a ceiling elevation of 830.78 feet. All elevations referenced to an established benchmark (as shown on Site Plan).

Patios are Limited Common Elements.

Units 1 and 2 floor to ceiling height = 8.09 feet.
 Units 3 and 4 floor to ceiling height = 8.09 feet.
 Garage Units 1, 2, 5 and 6 floor to ceiling height = 8.51 feet.
 Garage Units 7, 8, 3 and 4 floor to ceiling height = 8.51 feet.

P-242.10

FILE NO.

CONDOMINIUM NO. 271

MANOR HOMES OF NORMANDALE CONDOMINIUM HERITAGE HILLS 1ST ADDITION SUPPLEMENTAL FLOOR PLANS 2ND ADDITION

These Floor Plans have been recorded as part of
Amendment of Declaration filed as Document No.

on the _____ day of _____
A.D., 19____ Hennepin
County Recorder.

EXHIBIT B TO AMENDMENT TO DECLARATION
DATED DEC. 30, 1981

The undersigned, being first duly sworn under oath, certifies and deposes that these Supplemental Floor Plans of Condominium No. 271, MANOR HOMES OF NORMANDALE CONDOMINIUM, being located upon the following described property;

Lots 5 and 7, Block 1, and Lots 1, 3 and 5, Block 2, Regency Park, according to the plat thereof, on file and of record in the office of the County Recorder, Hennepin County, Minnesota;

and the additional real estate described as follows:

Lots 1, 2 and 3, Block 1 and Lots 2 and 4, Block 2, Regency Park, according to the plat thereof, on file and of record in the office of the County Recorder, Hennepin County, Minnesota;

fully and accurately depicts all information required by Minnesota Statutes Section 515A.2-110.

Dated this _____ day of _____, 1981.

James E. Boerhave, Registered Land Surveyor
Minn. Reg. No. 7095

STATE OF MINNESOTA)
) SS.
COUNTY OF HENNEPIN)

The foregoing instrument was acknowledged before me this day of _____, 1981 by _____, Registered Land Surveyor.

_____, a registered professional _____, for the State of Minnesota pursuant to Minnesota Statutes Section 515A.2-101(b) does hereby certify that all structural components and mechanical systems serving more than one unit of all buildings containing or comprising any units hereby created are substantially completed consistent with the Supplemental Floor Plans for Condominium No. 271, MANOR HOMES OF NORMANDALE CONDOMINIUM.

Dated this _____ day of _____, 1981.

MN Reg. No. _____

STATE OF MINNESOTA)
) SS.
COUNTY OF HENNEPIN)

The foregoing instrument was acknowledged before me this day of _____, 1981 by _____, a registered professional _____.

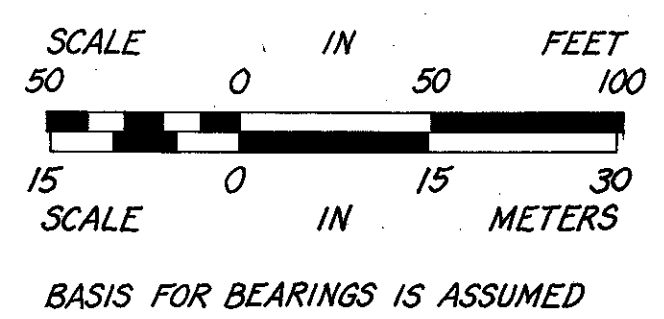
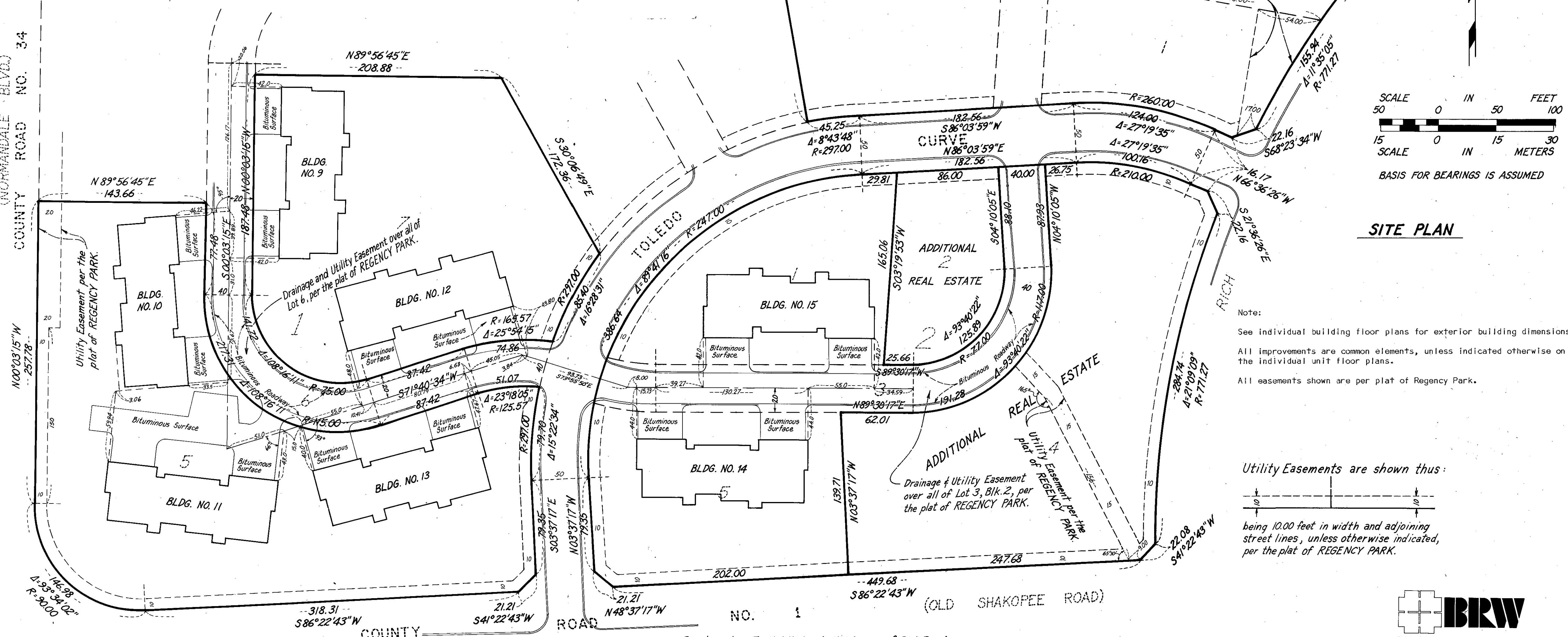
Notary Public

Notary Public

P-245.1

FILE NO.

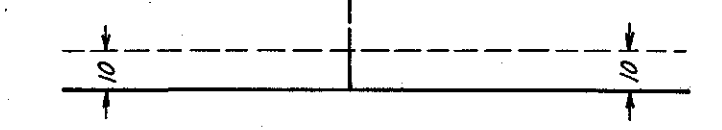
(NORMANDALE BLVD.)
COUNTY ROAD NO. 34



SITE PLAN


Note:
See individual building floor plans for exterior building dimensions.
All improvements are common elements, unless indicated otherwise on the individual unit floor plans.
All easements shown are per plat of Regency Park.

Utility Easements are shown thus:



being 10.00 feet in width and adjoining street lines, unless otherwise indicated, per the plat of REGENCY PARK.

Benchmark: Top Nut Hydrant, NW Corner of Rich Road and County Road No. 1. Elev. = 808.75 ft. N.G.V.D. - 1929

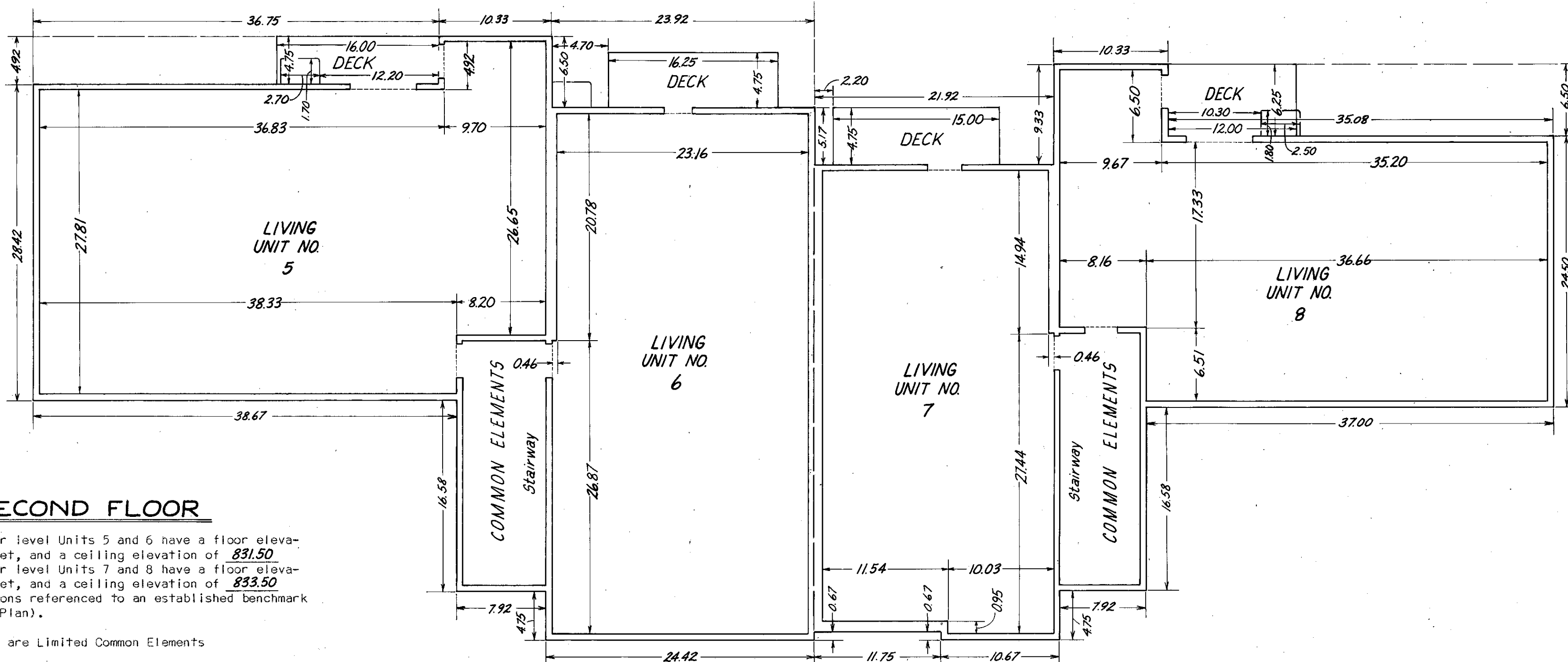


CONDOMINIUM NO. 271

C.R. DECLARATION
DOC. NO. _____

MANOR HOMES OF NORMANDALE CONDOMINIUM SUPPLEMENTAL FLOOR PLANS

P-245.3

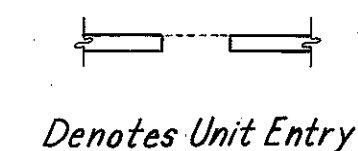


SECOND FLOOR

NOTE: Second floor level Units 5 and 6 have a floor elevation of 823.41 feet, and a ceiling elevation of 831.50 feet. Second floor level Units 7 and 8 have a floor elevation of 825.41 feet, and a ceiling elevation of 833.50 feet. All elevations referenced to an established benchmark (as shown on Site Plan).

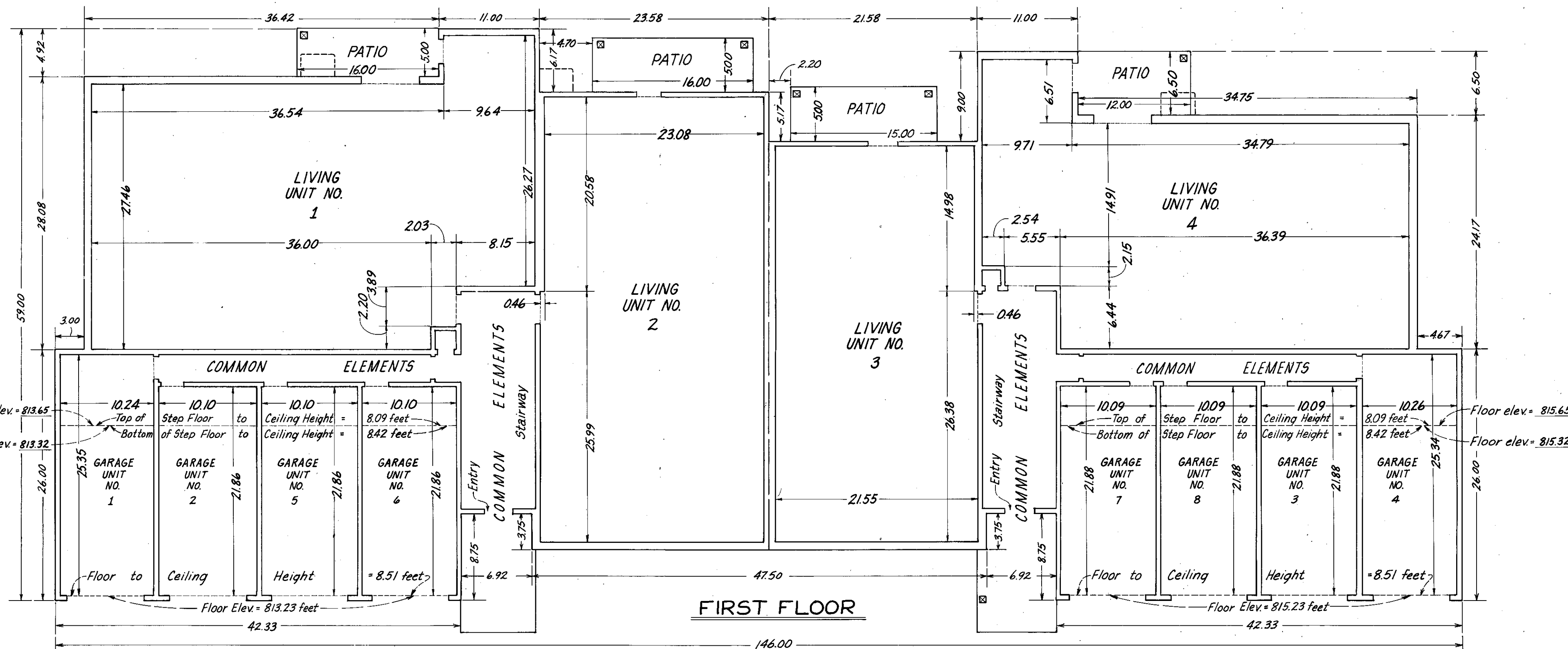
Decks are Limited Common Elements

Units 5 and 6 floor to ceiling height = 8.09 feet.
Units 7 and 8 floor to ceiling height = 8.09 feet.



BUILDING NO. 10

FILE NO.

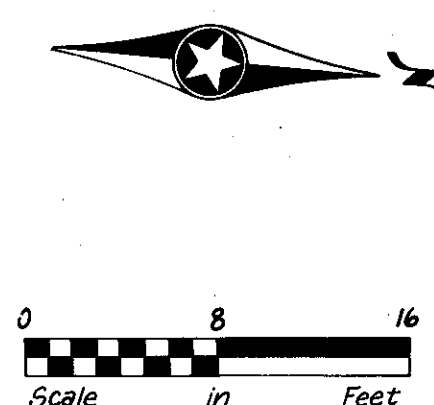


FIRST FLOOR

NOTE: See Site Plan on Sheet 1 of 8 sheets for building location. First floor level Units 1 and 2 have a floor elevation of 813.65 feet, and a ceiling elevation of 821.74 feet. First floor level Units 3 and 4 have a floor elevation of 815.65 feet, and a ceiling elevation of 823.74 feet. Garage Units 1, 2, 5 and 6 have a floor elevation of 813.23 feet, and a ceiling elevation of 821.74 feet. Garage Units 7, 8, 3 and 4 have a floor elevation of 815.23 feet, and a ceiling elevation of 823.74 feet. All elevations referenced to an established benchmark (as shown on Site Plan).

Patios and Decks are Limited Common Elements.

Units 1 and 2 floor to ceiling height = 8.09 feet.
Units 3 and 4 floor to ceiling height = 8.09 feet.
Garage Units 1, 2, 5 and 6 floor to ceiling height = 8.51 feet.
Garage Units 7, 8, 3 and 4 floor to ceiling height = 8.51 feet.

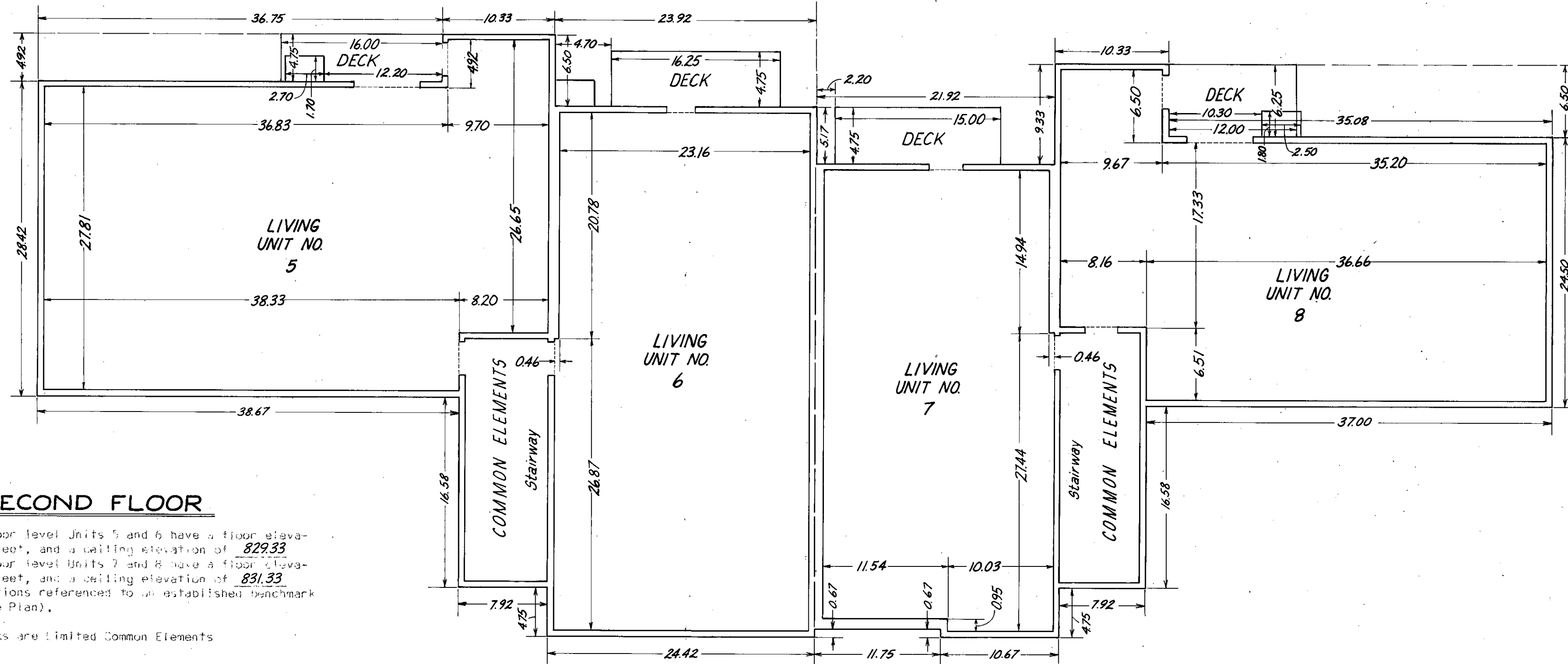


PLANNING / TRANSPORTATION / ENGINEERING / ARCHITECTURE / LAND SURVEYING
BENNETT, RINGROSE, WOLFELD, JARVIS, GARDNER, INC.

CONDOMINIUM NO. 271

C.R. DECLARATION
DOC. NO. _____

MANOR HOMES OF NORMANDALE CONDOMINIUM SUPPLEMENTAL FLOOR PLANS



Units 5 and 6 floor level Units 5 and 6 have a floor elevation of 821.24 feet, and a ceiling elevation of 829.33 feet. Second floor level Units 7 and 8 have a floor elevation of 823.24 feet, and a ceiling elevation of 831.33 feet. All elevations referenced to an established benchmark (as shown on Site Plan).

Decks are Limited Common Elements

Units 5 and 6 floor to ceiling height = 8.09 feet.
Units 7 and 8 floor to ceiling height = 8.09 feet.

Denotes Unit Entry

BUILDING NO. 11

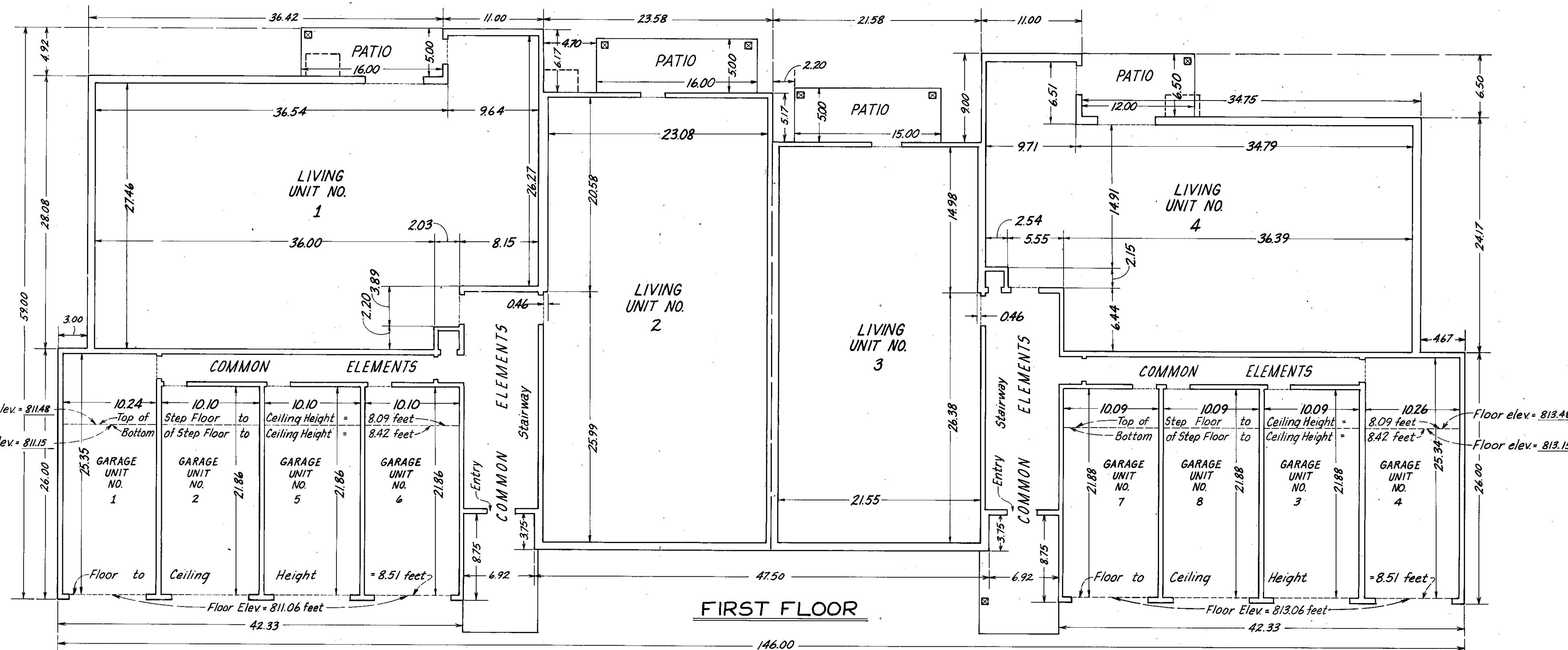


Scale in Feet

NOTE: See Site Plan on Sheet 1 of 8 sheets for building location. First floor level Units 1 and 2 have a floor elevation of 811.48 feet, and a ceiling elevation of 819.57 feet. First floor level Units 3 and 4 have a floor elevation of 813.48 feet, and a ceiling elevation of 821.57 feet. Garage Units 1, 2, 5 and 6 have a floor elevation of 811.06 feet, and a ceiling elevation of 819.57 feet. Garage Units 7, 8, 3 and 4 have a floor elevation of 813.06 feet, and a ceiling elevation of 821.57 feet. All elevations referenced to an established benchmark (as shown on Site Plan).

Patios and Decks are Limited Common Elements.

Units 1 and 2 floor to ceiling height = 8.09 feet.
Units 3 and 4 floor to ceiling height = 8.09 feet.
Garage Units 1, 2, 5 and 6 floor to ceiling height = 8.51 feet.
Garage Units 7, 8, 3 and 4 floor to ceiling height = 8.51 feet.



P-245.4

FILE NO.



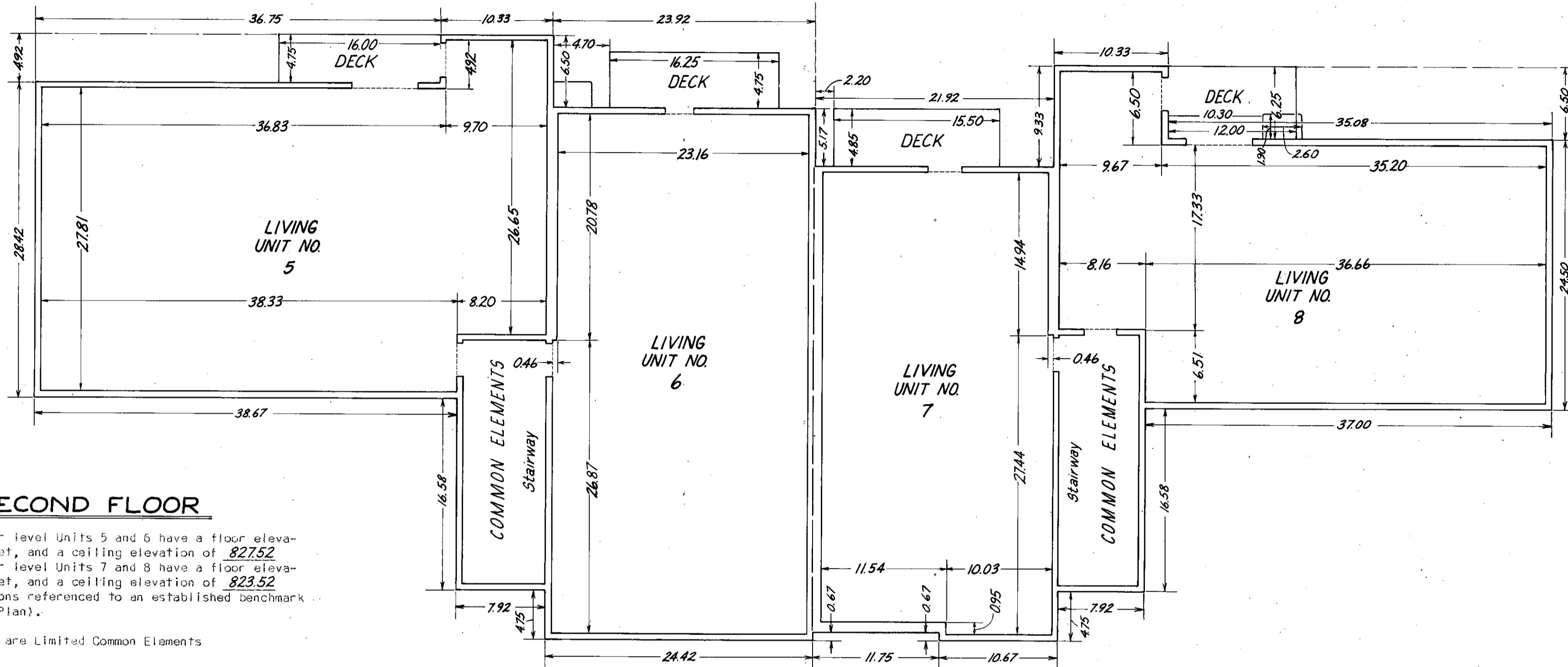
PLANNING / TRANSPORTATION / ENGINEERING / ARCHITECTURE / LAND SURVEYING
BENNETT, RINGROSE, WOLFELD, JARVIS, GARDNER, INC.

CONDOMINIUM NO. 271

MANOR HOMES OF NORMANDALE CONDOMINIUM SUPPLEMENTAL FLOOR PLANS

C.R. DECLARATION
DOC. NO. _____

P-245.5

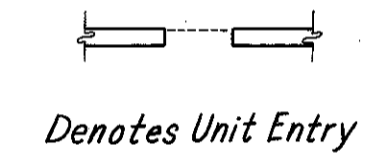


SECOND FLOOR

NOTE: Second floor level Units 5 and 6 have a floor elevation of 819.43 feet, and a ceiling elevation of 827.52 feet. Second floor level Units 7 and 8 have a floor elevation of 815.43 feet, and a ceiling elevation of 823.52 feet. All elevations referenced to an established benchmark (as shown on Site Plan).

Decks are Limited Common Elements

Units 5 and 6 floor to ceiling height = 8.09 feet.
 Units 7 and 8 floor to ceiling height = 8.09 feet.



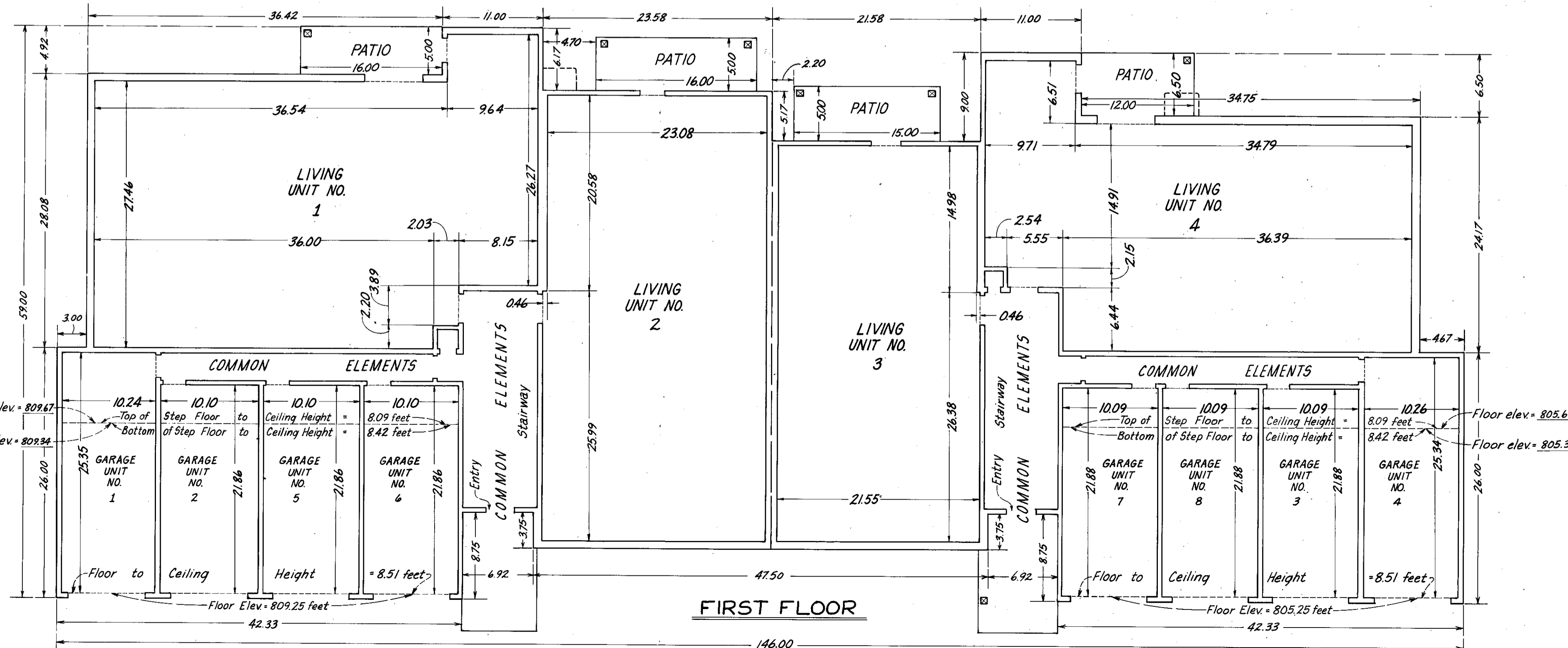
BUILDING NO. 12



NOTE: See Site Plan on Sheet 1 of 8 sheets for building location. First floor level Units 1 and 2 have a floor elevation of 809.67 feet, and a ceiling elevation of 817.76 feet. First floor level Units 3 and 4 have a floor elevation of 805.67 feet, and a ceiling elevation of 813.76 feet. Garage Units 1, 2, 5 and 6 have a floor elevation of 809.25 feet, and a ceiling elevation of 817.76 feet. Garage Units 7, 8, 3 and 4 have a floor elevation of 805.25 feet, and a ceiling elevation of 813.76 feet. All elevations referenced to an established benchmark (as shown on Site Plan).

Patios and Decks are Limited Common Elements.

Units 1 and 2 floor to ceiling height = 8.09 feet.
 Units 3 and 4 floor to ceiling height = 8.09 feet.
 Garage Units 1, 2, 5 and 6 floor to ceiling height = 8.51 feet.
 Garage Units 7, 8, 3 and 4 floor to ceiling height = 8.51 feet.



FIRST FLOOR



PLANNING / TRANSPORTATION / ENGINEERING / ARCHITECTURE / LAND SURVEYING
 BENNETT, BRUNO, WOLFSELD, JARVIS, GARDNER, INC.

FILE NO.

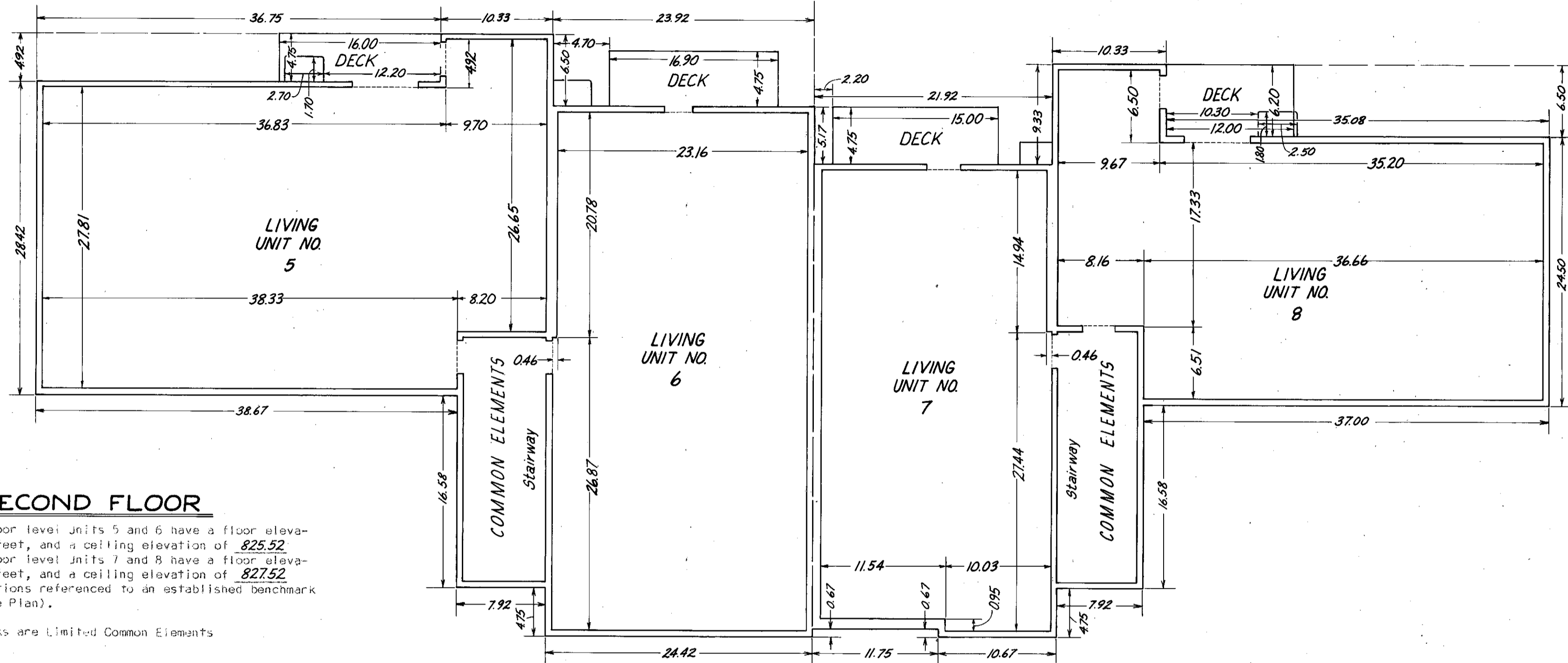
CONDOMINIUM NO. 271

MANOR HOMES OF NORMANDALE CONDOMINIUM SUPPLEMENTAL FLOOR PLANS

C.R. DECLARATION
DOC. NO. _____

P-2456

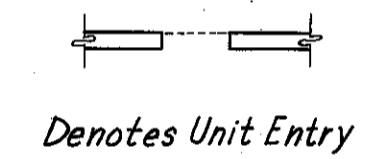
FILE NO.



NOTE: Second floor level Units 5 and 6 have a floor elevation of 817.43 feet, and a ceiling elevation of 825.52 feet. Second floor level Units 7 and 8 have a floor elevation of 819.43 feet, and a ceiling elevation of 827.52 feet. All elevations referenced to an established benchmark (as shown on Site Plan).

Decks are Limited Common Elements

Units 5 and 6 floor to ceiling height = 8.09 feet.
 Units 7 and 8 floor to ceiling height = 8.09 feet.



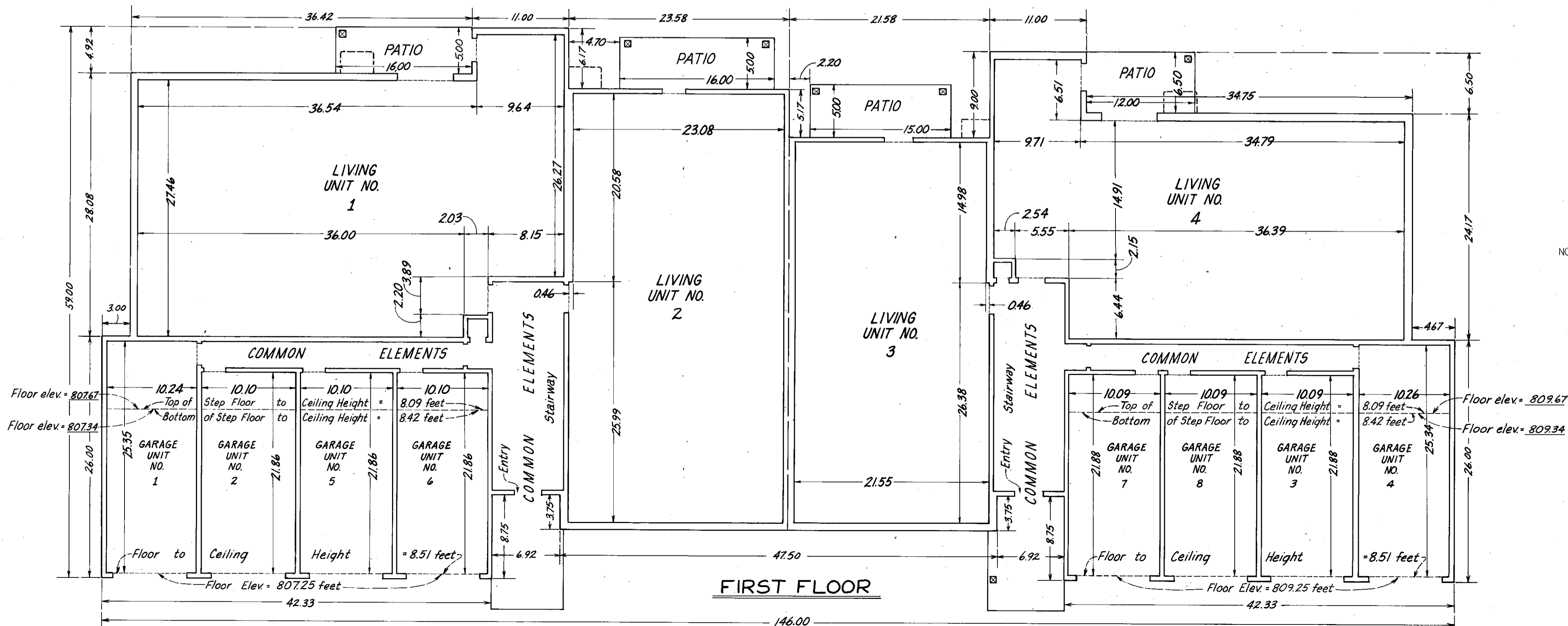
BUILDING NO. 13



NOTE: See Site Plan on Sheet 1 of 8 sheets for building location. First floor level Units 1 and 2 have a floor elevation of 807.67 feet, and a ceiling elevation of 815.76 feet. First floor level Units 3 and 4 have a floor elevation of 809.67 feet, and a ceiling elevation of 817.76 feet. Garage Units 1, 2, 5 and 6 have a floor elevation of 807.25 feet, and a ceiling elevation of 815.76 feet. Garage Units 7, 8, 3 and 4 have a floor elevation of 809.25 feet, and a ceiling elevation of 817.76 feet. All elevations referenced to an established benchmark (as shown on Site Plan).

Patios and Decks are Limited Common Elements.

Units 1 and 2 floor to ceiling height = 8.09 feet.
 Units 3 and 4 floor to ceiling height = 8.09 feet.
 Garage Units 1, 2, 5 and 6 floor to ceiling height = 8.51 feet.
 Garage Units 7, 8, 3 and 4 floor to ceiling height = 8.51 feet.



PLANNING / TRANSPORTATION / ENGINEERING / ARCHITECTURE /
 LAND SURVEYING
 BENNETT, HINGHOSE, WOLFELD, JARVIS, GARDNER, INC.

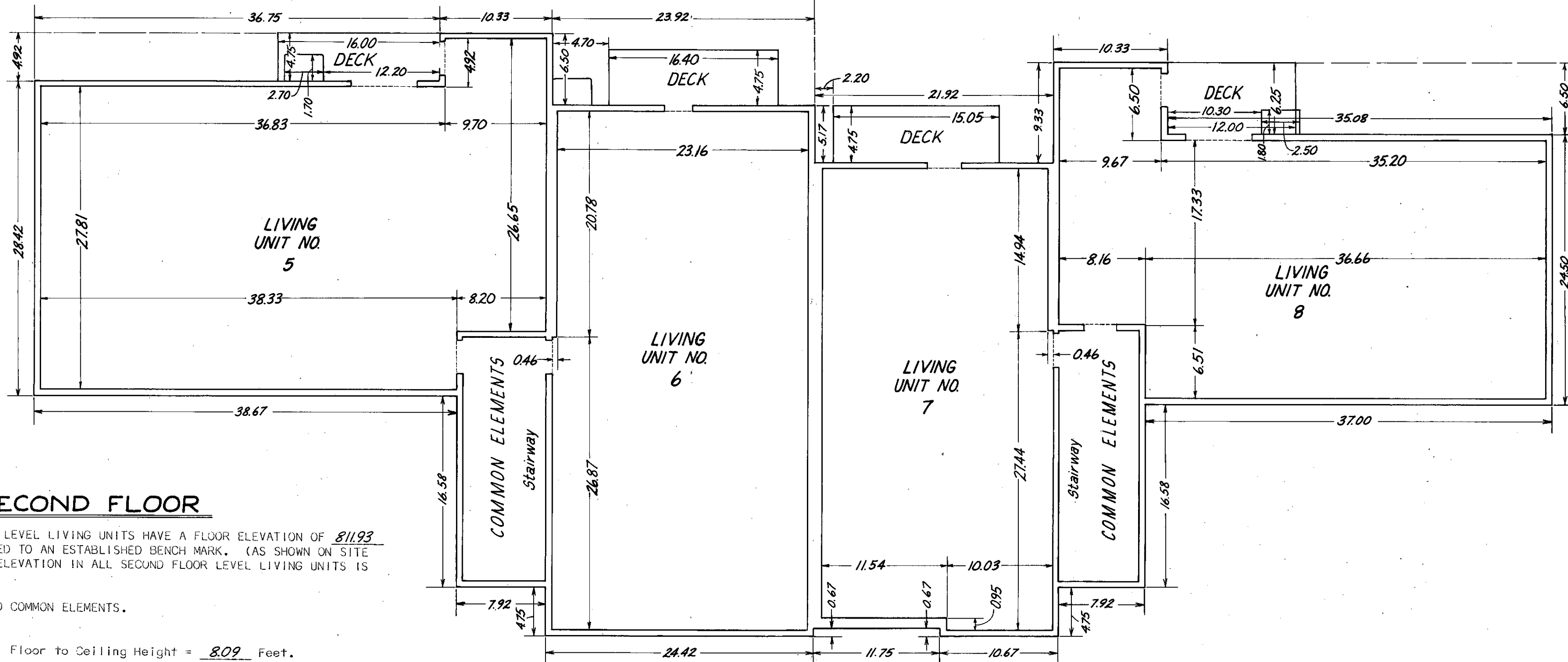
CONDOMINIUM NO. 271

C.R. DECLARATION
DOC. NO. _____

MANOR HOMES OF NORMANDALE CONDOMINIUM SUPPLEMENTAL FLOOR PLANS

P-245.7

FILE NO.

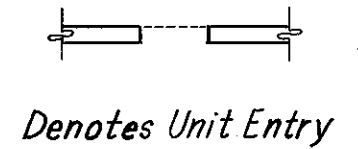


SECOND FLOOR

NOTE: ALL SECOND FLOOR LEVEL LIVING UNITS HAVE A FLOOR ELEVATION OF 811.93 FEET AS REFERENCED TO AN ESTABLISHED BENCH MARK. (AS SHOWN ON SITE PLAN.) CEILING ELEVATION IN ALL SECOND FLOOR LEVEL LIVING UNITS IS 820.02 FEET.

DECKS ARE LIMITED COMMON ELEMENTS.

Floor to Ceiling Height = 8.09 Feet.



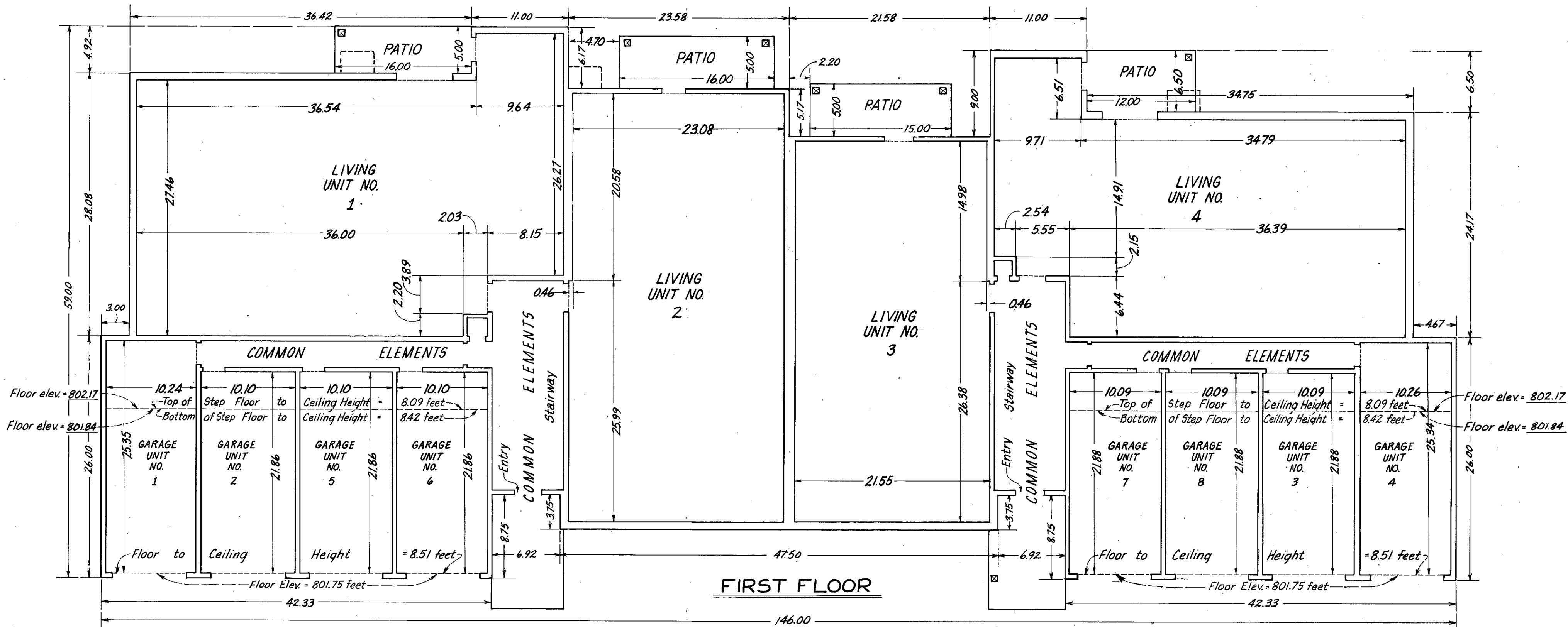
BUILDING NO. 14



NOTE: See Site Plan on sheet 1 of 8 sheets for building location. All first floor level living Units have a floor elevation of 802.17 feet as referenced to an established bench mark. (As shown on Site Plan). ceiling elevation in all first floor level living Units is 810.26 feet. All first floor garage Units have a floor elevation of 801.75 feet. Ceiling elevation in all first floor garage Units is 810.26 feet.

Patios are Limited Common Elements.

Floor to Ceiling Height = 8.09 Feet.



FIRST FLOOR

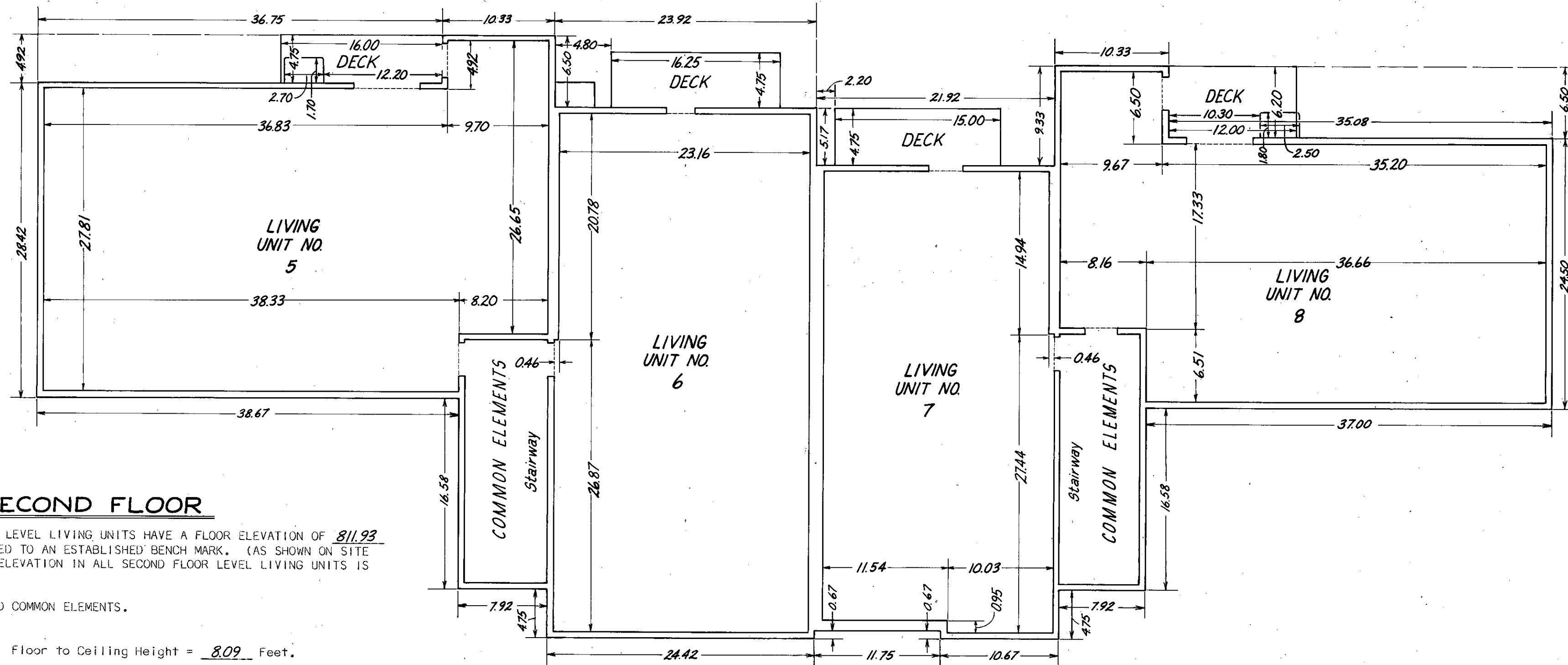


PLANNING / TRANSPORTATION / ENGINEERING / ARCHITECTURE /
LAND SURVEYING
BENNETT, FRINGHOSE, WOLFSFELD, JARVIS, GARDNER, INC.

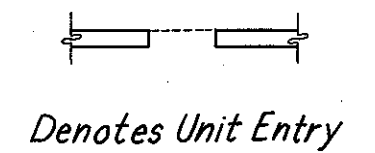
CONDOMINIUM NO. 271

MANOR HOMES OF NORMANDALE CONDOMINIUM SUPPLEMENTAL FLOOR PLANS

C.R. DECLARATION
DOC. NO. _____



NOTE: ALL SECOND FLOOR LEVEL LIVING UNITS HAVE A FLOOR ELEVATION OF 811.93 FEET AS REFERENCED TO AN ESTABLISHED BENCH MARK. (AS SHOWN ON SITE PLAN.) CEILING ELEVATION IN ALL SECOND FLOOR LEVEL LIVING UNITS IS 820.02 FEET.




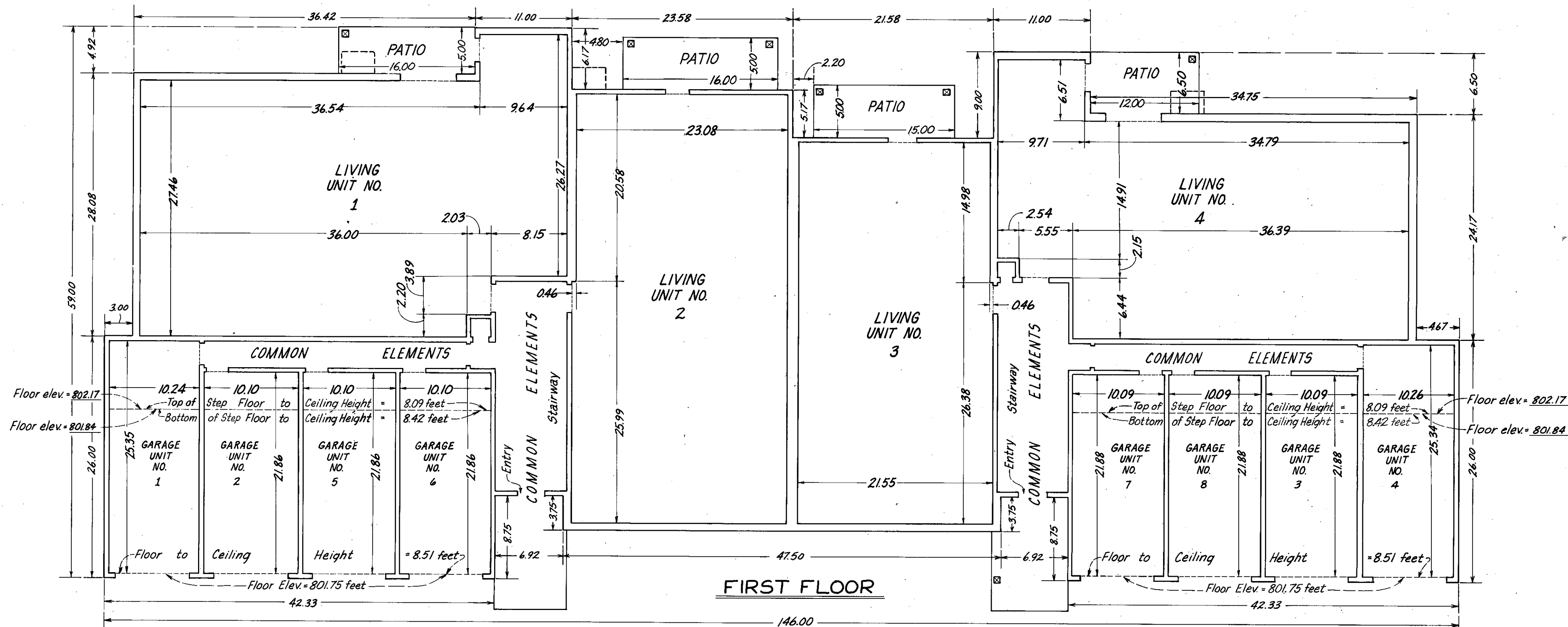
BUILDING NO. 15



NOTE: See Site Plan on sheet 1 of 8 sheets for building location. All first floor level living Units have a floor elevation of 802.17 feet as referenced to an established bench mark. (As shown on Site Plan), ceiling elevation in all first floor level living Units is 810.26 feet. All first floor garage Units have a floor elevation of 801.75 feet. Ceiling elevation in all first floor garage Units is 810.26 feet.

Patios are Limited Common Elements.

Floor to Ceiling Height = 8.09 Feet.



P-245.8

FILE NO.

CONDOMINIUM NO. 271

MANOR HOMES OF NORMANDEALE CONDOMINIUM

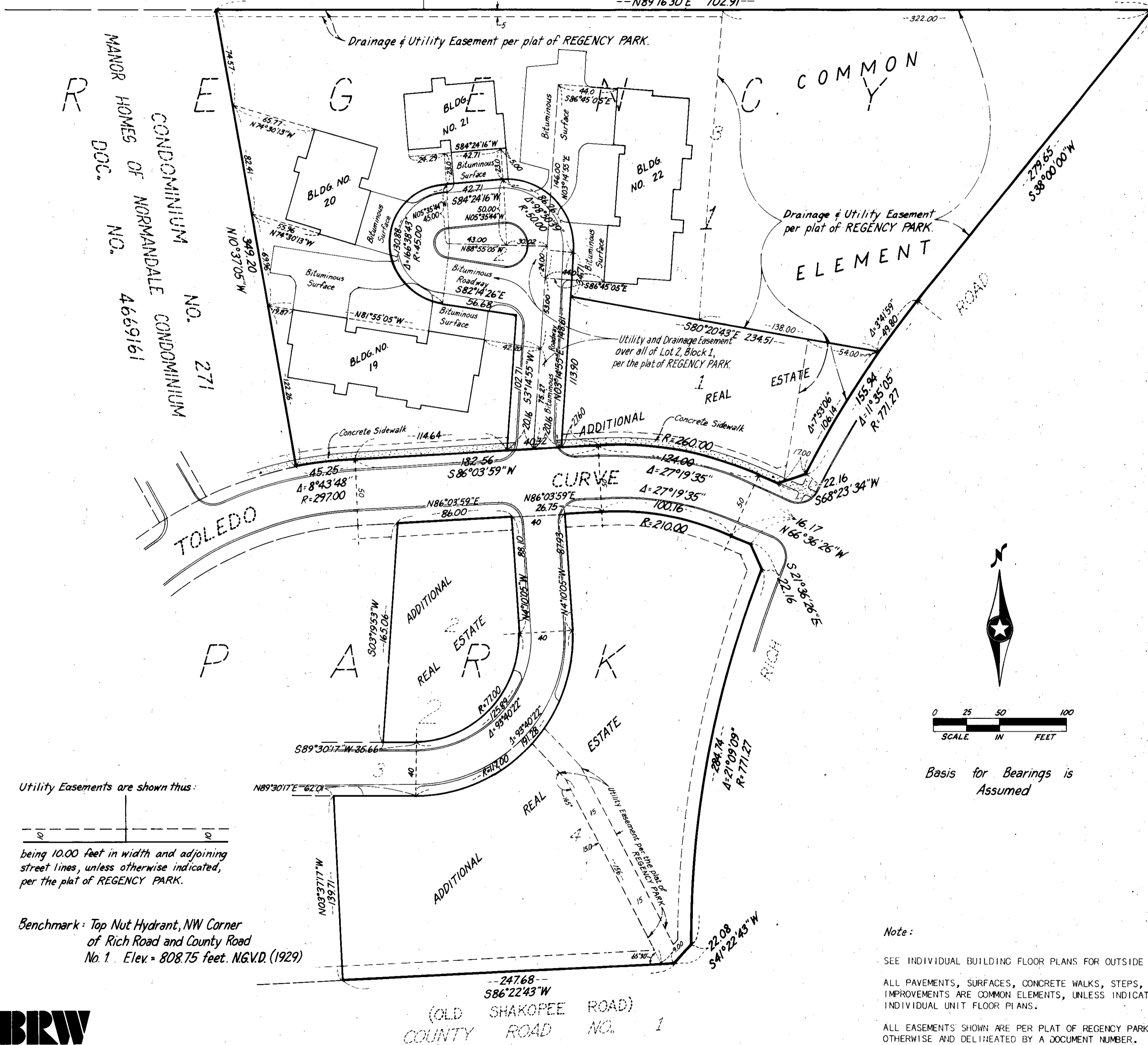
SECOND SUPPLEMENTAL FLOOR PLANS

These Floor Plans have been recorded as part of the Declaration filed as Document No. _____

_____ on the _____ day of _____ A.D., 19____ Hennepin County Recorder.

HERITAGE HILLS 1ST ADDITION

HERITAGE HILLS 2ND ADDITION



SITE PLAN

The Undersigned, being first duly sworn under oath, certifies and deposes that these Second Supplemental Floor Plans of Condominium No. 271, MANOR HOMES OF NORMANDEALE CONDOMINIUM, being located upon the following described property;

Lots 2 and 3, Block 1, Regency Park, according to the plat thereof, on file and of record in the office of the County Recorder, Hennepin County, Minnesota;

and the additional real estate described as follows:


Lot 1, Block 1, and Lots 2 and 4, Block 2, Regency Park, according to the plat thereof, on file and of record in the office of the County Recorder, Hennepin County, Minnesota;

fully and accurately depicts all information required by Minnesota Statutes Section 515A.2-110.

Dated this 9th day of NOVEMBER, 1982.

James E. Boerhave
James E. Boerhave, Registered Land Surveyor
Minn. Reg. No. 7095

STATE OF MINNESOTA)
) SS.
COUNTY OF HENNEPIN)



The foregoing instrument was acknowledged before me this 9th day of NOVEMBER, 1982 by James E. Boerhave, Registered Land Surveyor.

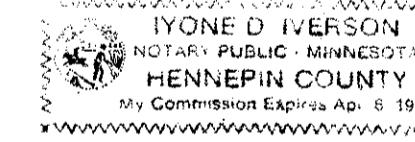
IYONE D. IVERSON
Notary Public

JACK A. MYERS, a registered professional ARCHITECT, for the State of Minnesota pursuant to Minnesota Statutes Section 515A.2-101(b) does hereby certify that all structural components and mechanical systems serving more than one unit of all buildings containing or comprising any units hereby created are substantially completed consistent with these Second Supplemental Floor Plans for Condominium No. 271, MANOR HOMES OF NORMANDEALE CONDOMINIUM.

Dated this 9th day of NOVEMBER, 1982.

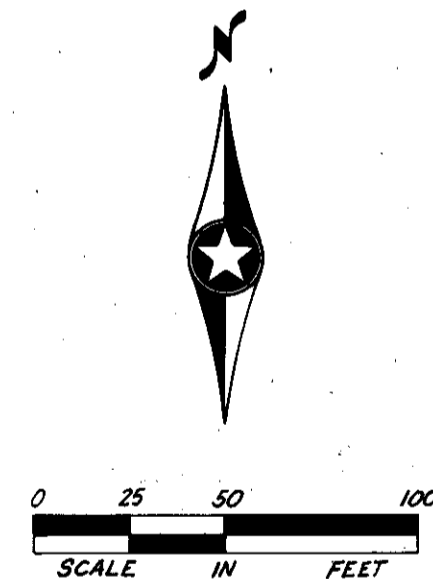
JACK A. MYERS
JACK A. MYERS, ARCHITECT
Mn Reg. No. 5379

STATE OF MINNESOTA)
) SS.
COUNTY OF HENNEPIN)



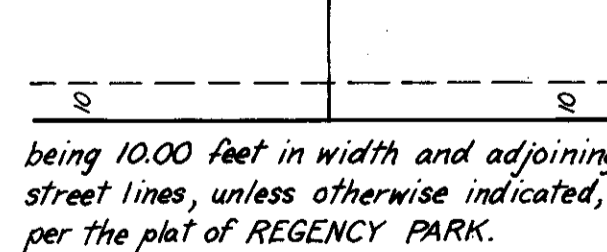
The foregoing instrument was acknowledged before me this 9th day of NOVEMBER, 1982 by JACK A. MYERS, a registered professional ARCHITECT.

IYONE D. IVERSON
Notary Public




Basis for Bearings is Assumed

Utility Easements are shown thus:



Benchmark: Top Nut Hydrant, NW Corner of Rich Road and County Road No. 1. Elev. = 808.75 feet. N.G.V.D. (1929)

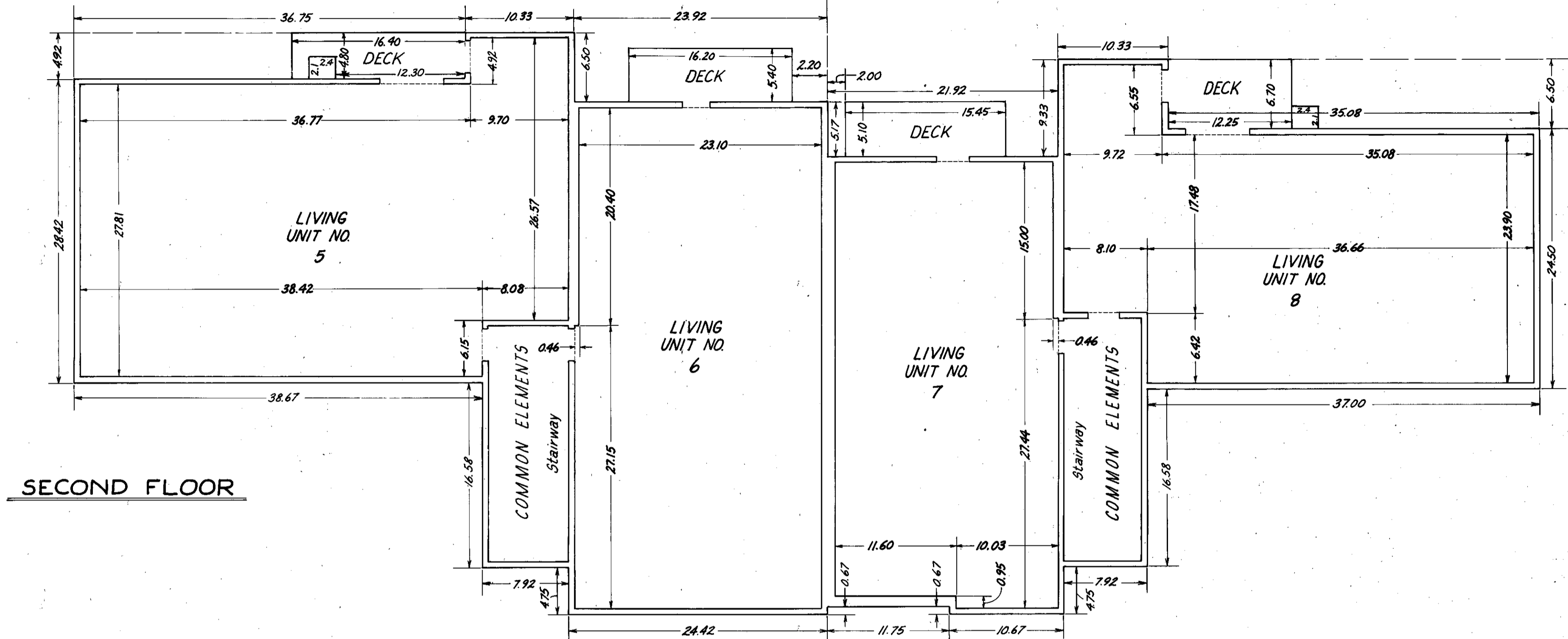
Note:
SEE INDIVIDUAL BUILDING FLOOR PLANS FOR OUTSIDE BUILDING DIMENSIONS.
ALL PAVEMENTS, SURFACES, CONCRETE WALKS, STEPS, RETAINING WALLS AND IMPROVEMENTS ARE COMMON ELEMENTS, UNLESS INDICATED OTHERWISE ON THE INDIVIDUAL UNIT FLOOR PLANS.
ALL EASEMENTS SHOWN ARE PER PLAT OF REGENCY PARK UNLESS INDICATED OTHERWISE AND DELINEATED BY A DOCUMENT NUMBER.



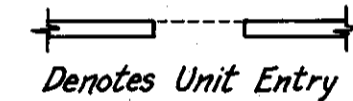
CONDOMINIUM NO. 271

C.R. DECLARATION
DOC. NO. _____

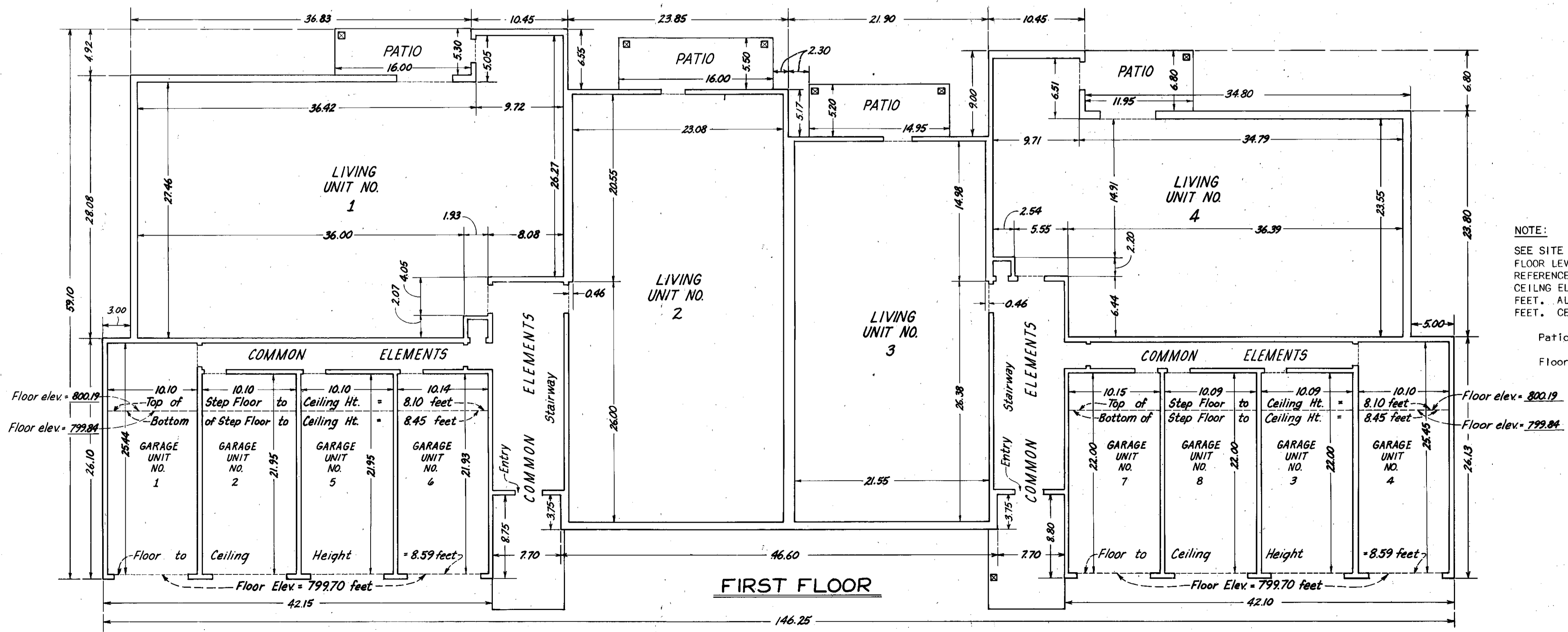
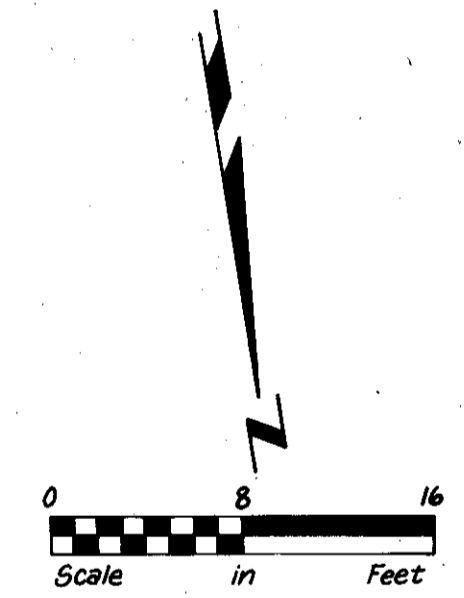
MANOR HOMES OF NORMANDE CONDOMINIUM SECOND SUPPLEMENTAL FLOOR PLANS



NOTE:
ALL SECOND FLOOR LEVEL LIVING UNITS HAVE A FLOOR ELEVATION OF 810.02 FEET AS REFERENCED TO AN ESTABLISHED BENCH MARK. (AS SHOWN ON SITE PLAN.) CEILING ELEVATION IN ALL SECOND FLOOR LEVEL LIVING UNITS IS 818.12 FEET.
DECKS ARE LIMITED COMMON ELEMENTS.
Floor to Ceiling Height = 8.10 Feet.



BUILDING NO. 19



NOTE:
SEE SITE PLAN ON SHEET 1 OF 5 SHEETS FOR BUILDING LOCATION. ALL FIRST FLOOR LEVEL LIVING UNITS HAVE A FLOOR ELEVATION OF 800.19 FEET AS REFERENCED TO AN ESTABLISHED BENCH MARK. (AS SHOWN ON SITE PLAN.) CEILING ELEVATION IN ALL FIRST FLOOR LEVEL LIVING UNITS IS 808.29 FEET. ALL FIRST FLOOR GARAGE UNITS HAVE A FLOOR ELEVATION OF 799.70 FEET. CEILING ELEVATION IN ALL FIRST FLOOR GARAGE UNITS IS 808.29 FEET.
Patis are Limited Common Elements.
Floor to Ceiling Height = 8.10 Feet.

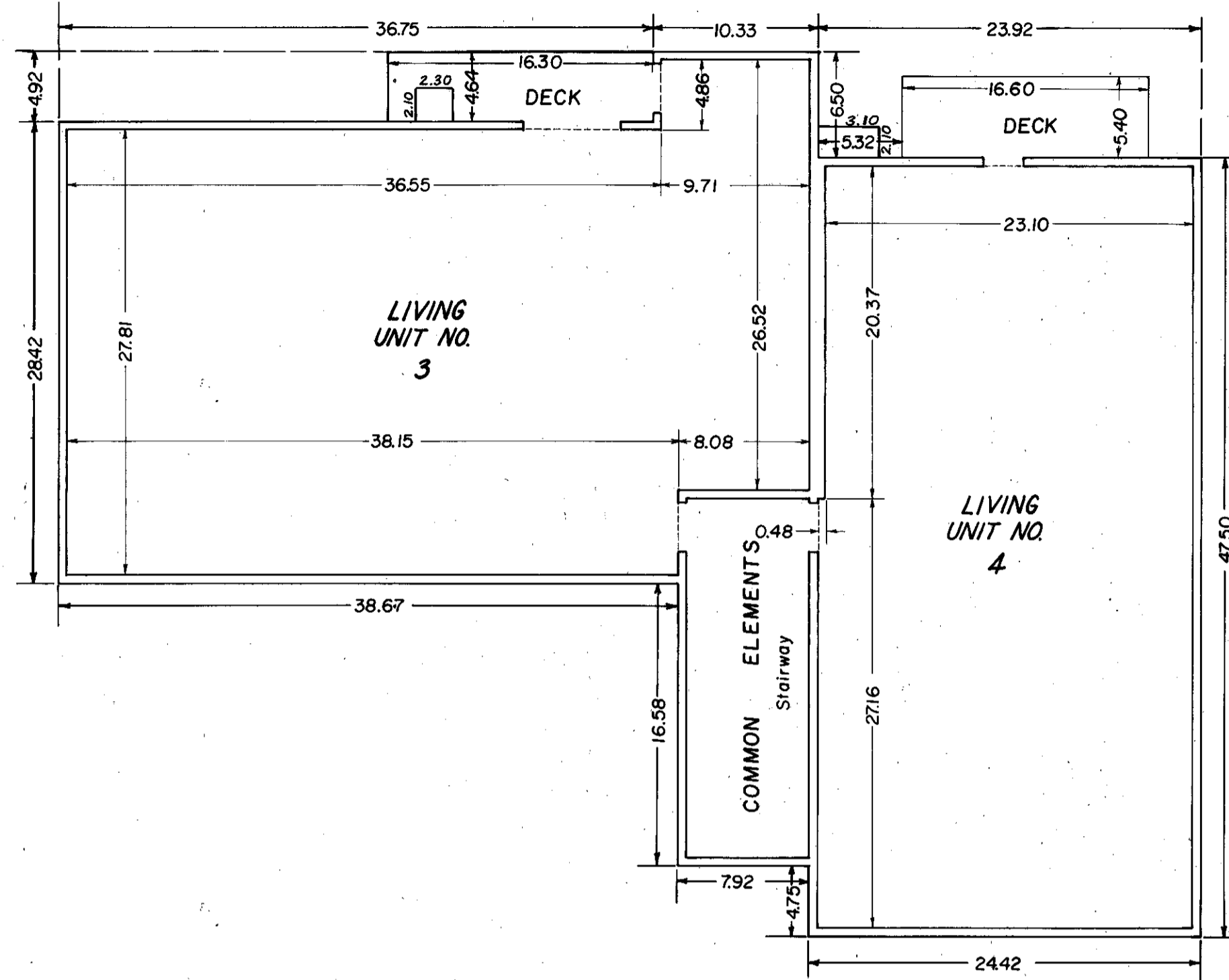


FILE NO.

CONDOMINIUM NO. 271

C.R. DECLARATION
DOC. NO. _____

MANOR HOMES OF NORMANDELE CONDOMINIUM SECOND SUPPLEMENTAL FLOOR PLANS



Second Floor

NOTE:

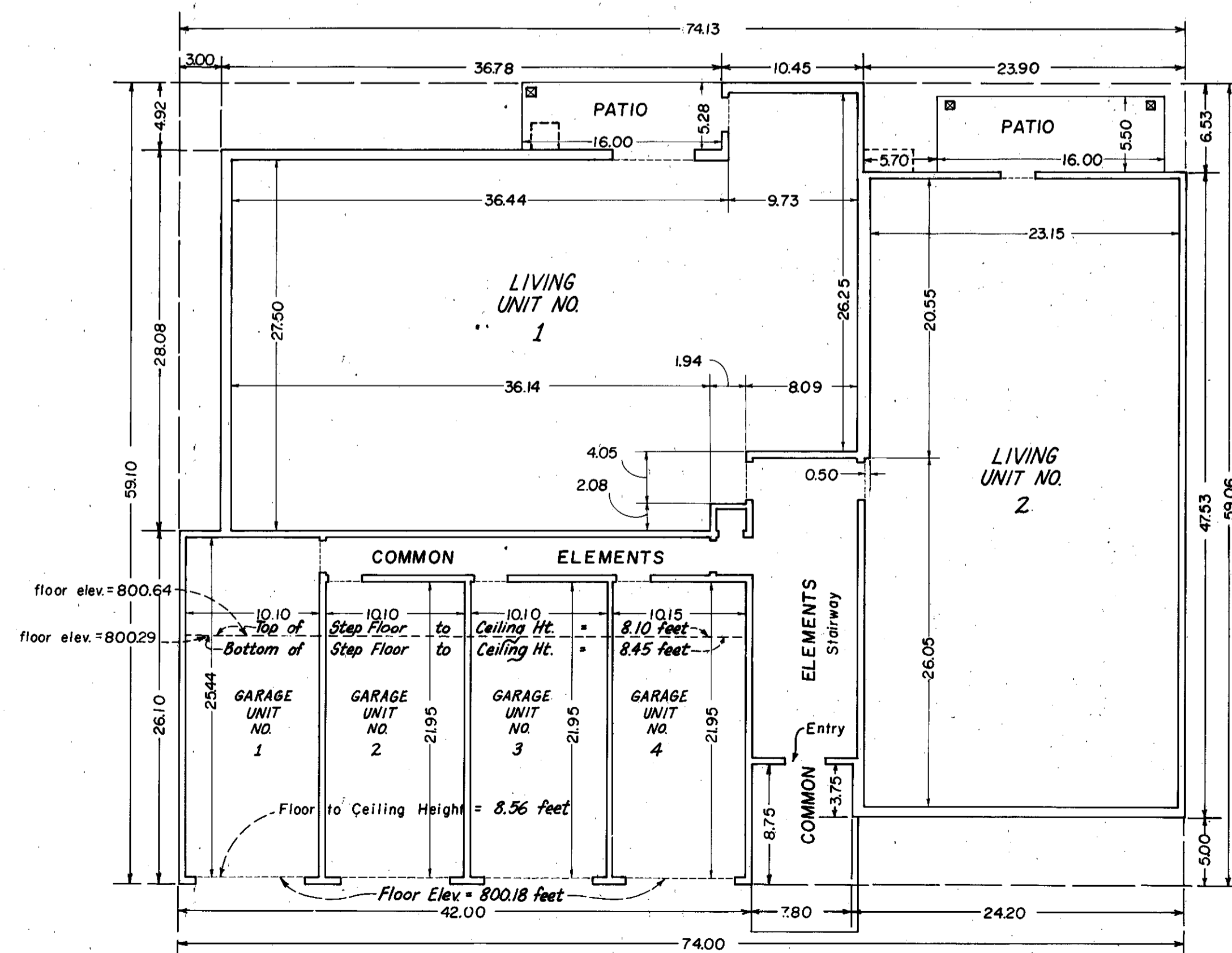
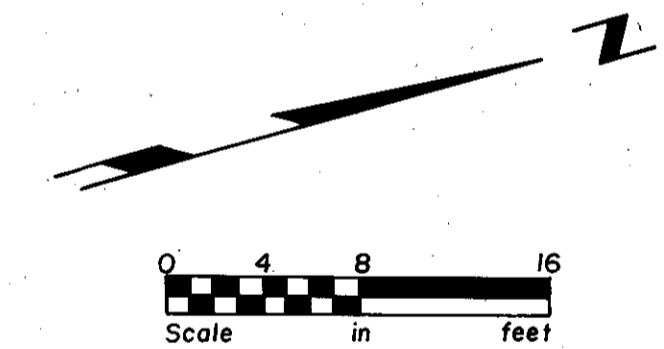
ALL SECOND FLOOR LEVEL LIVING UNITS HAVE A FLOOR ELEVATION OF 810.47 FEET AS REFERENCED TO AN ESTABLISHED BENCH MARK. (AS SHOWN ON SITE PLAN.) CEILING ELEVATION IN ALL SECOND FLOOR LEVEL LIVING UNITS IS 818.57 FEET.

DECKS ARE LIMITED COMMON ELEMENTS.

Floor to Ceiling Height = 8.10 Feet.



Building No. 20



First Floor

NOTE:

SEE SITE PLAN ON SHEET 1 OF 5 SHEETS FOR BUILDING LOCATION. ALL FIRST FLOOR LEVEL LIVING UNITS HAVE A FLOOR ELEVATION OF 800.64 FEET AS REFERENCED TO AN ESTABLISHED BENCH MARK. (AS SHOWN ON SITE PLAN.) CEILING ELEVATION IN ALL FIRST FLOOR LEVEL LIVING UNITS IS 808.74 FEET. ALL FIRST FLOOR GARAGE UNITS HAVE A FLOOR ELEVATION OF 800.18 FEET. CEILING ELEVATION IN ALL FIRST FLOOR GARAGE UNITS IS 808.74 FEET.

PATIOS ARE LIMITED COMMON ELEMENTS.

Floor to Ceiling Height = 8.10 Feet.



1111111111 / TRANSPORTATION / ENGINEERING / ARCHITECTURE / LAND SURVEYING

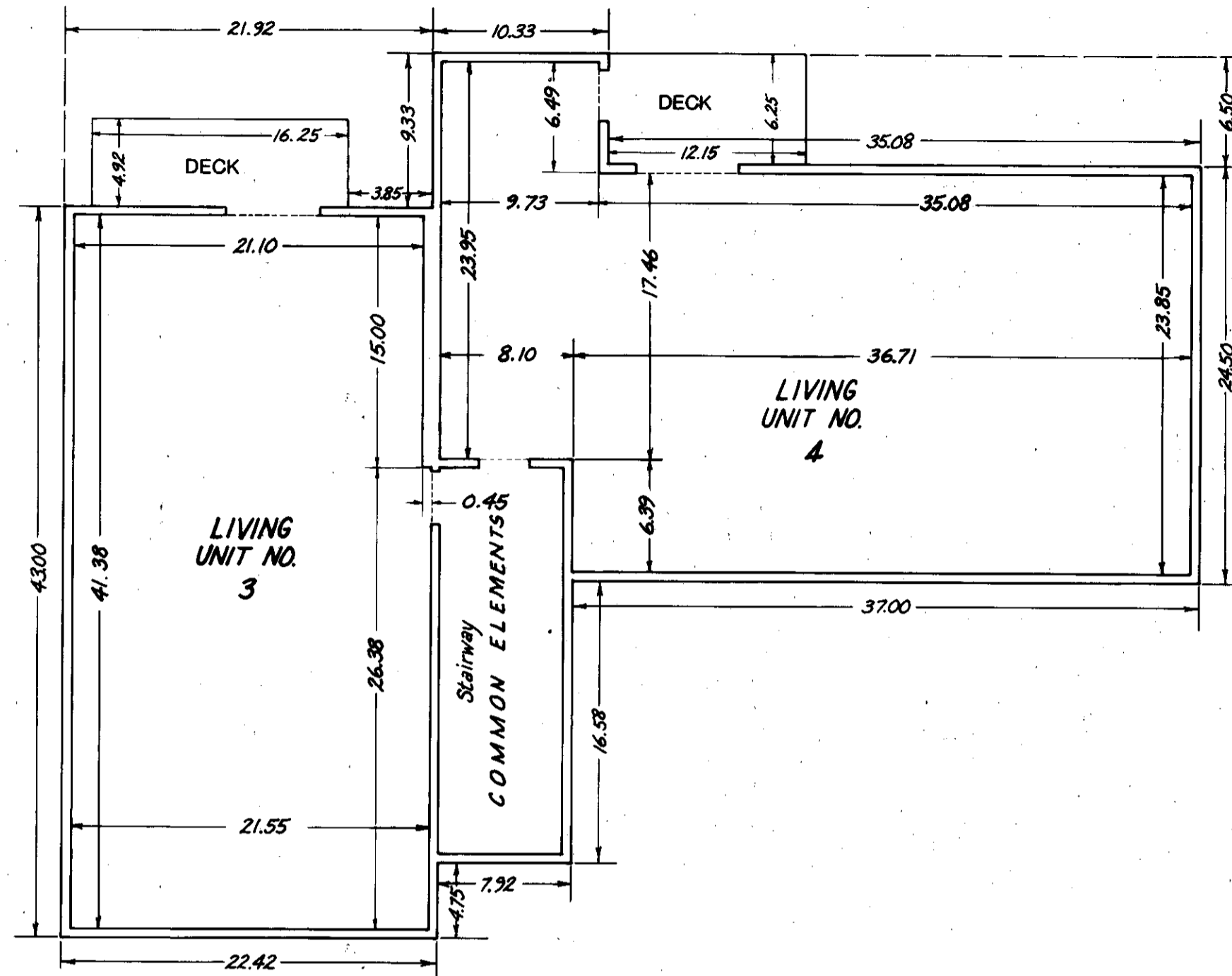
1111111111 / 1111111111 / 1111111111 / 1111111111

FILE NO.

CONDOMINIUM NO. 271

C.R. DECLARATION
DOC. NO. _____

MANOR HOMES OF NORMANDE CONDOMINIUM SECOND SUPPLEMENTAL FLOOR PLANS



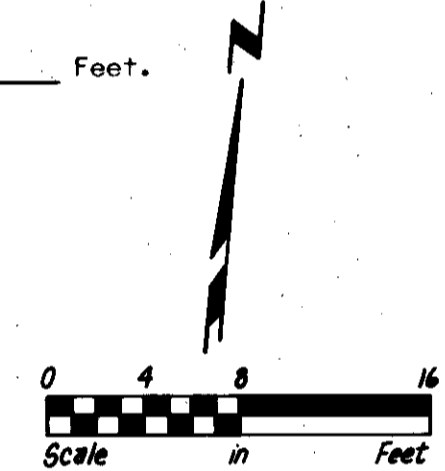
Second Floor

NOTE: ALL SECOND FLOOR LEVEL LIVING UNITS HAVE A FLOOR ELEVATION OF 809.95 FEET AS REFERENCED TO AN ESTABLISHED BENCH MARK. (AS SHOWN ON SITE PLAN.) CEILING ELEVATION IN ALL SECOND FLOOR LEVEL LIVING UNITS IS 818.04 FEET.

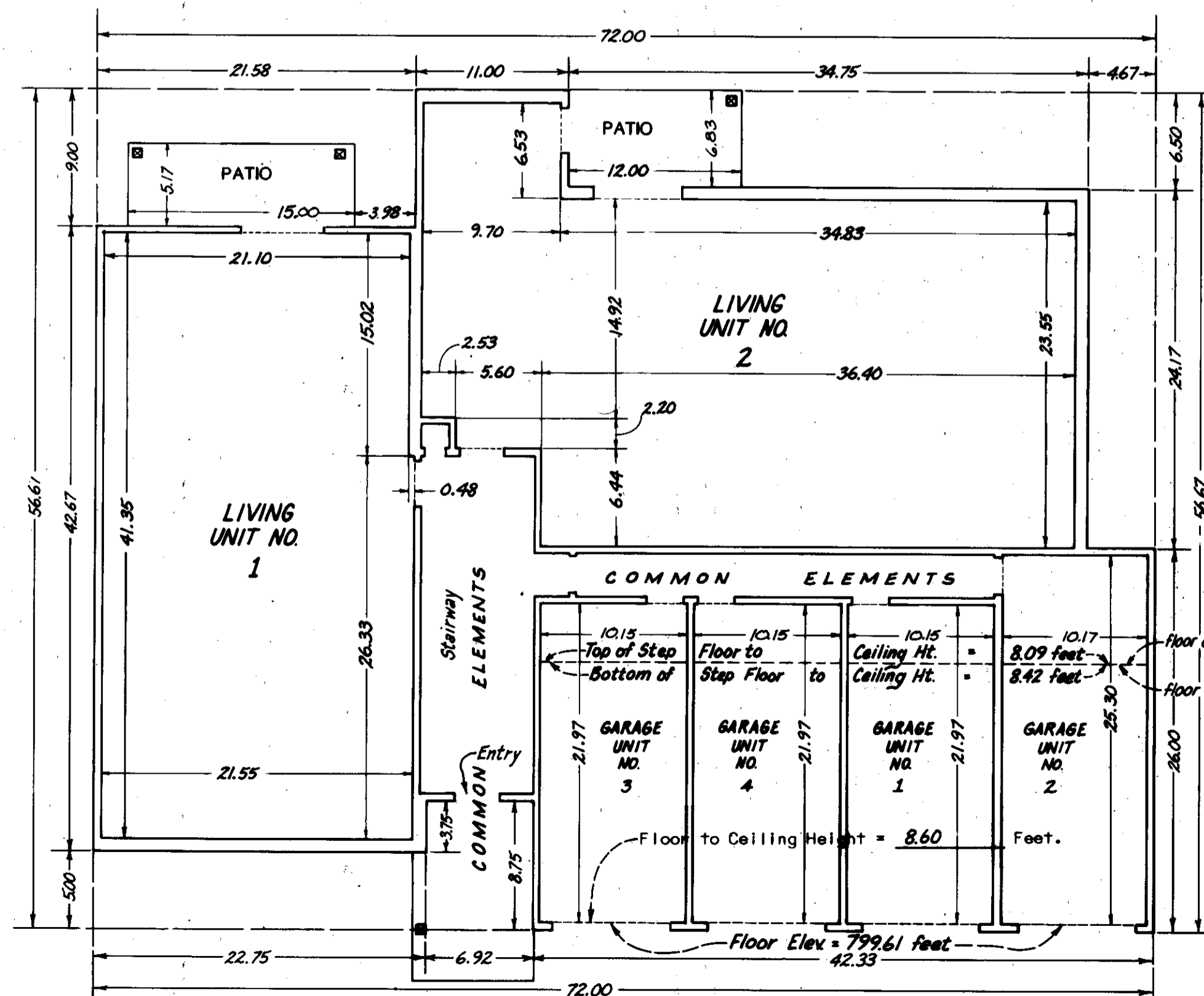
DECKS ARE LIMITED COMMON ELEMENTS.

Building No. 21

Floor to Ceiling Height = 8.09 Feet.



Denotes Unit Entry



First Floor

NOTE: SEE SITE PLAN ON SHEET 1 OF 5 SHEETS FOR BUILDING LOCATION. ALL FIRST FLOOR LEVEL LIVING UNITS HAVE A FLOOR ELEVATION OF 800.12 FEET AS REFERENCED TO AN ESTABLISHED BENCH MARK. (AS SHOWN ON SITE PLAN.) CEILING ELEVATION IN ALL FIRST FLOOR LEVEL LIVING UNITS IS 808.21 FEET. ALL FIRST FLOOR GARAGE UNITS HAVE A FLOOR ELEVATION OF 799.61 FEET. CEILING ELEVATION IN ALL FIRST FLOOR GARAGE UNITS IS 808.21 FEET.

Patios are Limited Common Elements.

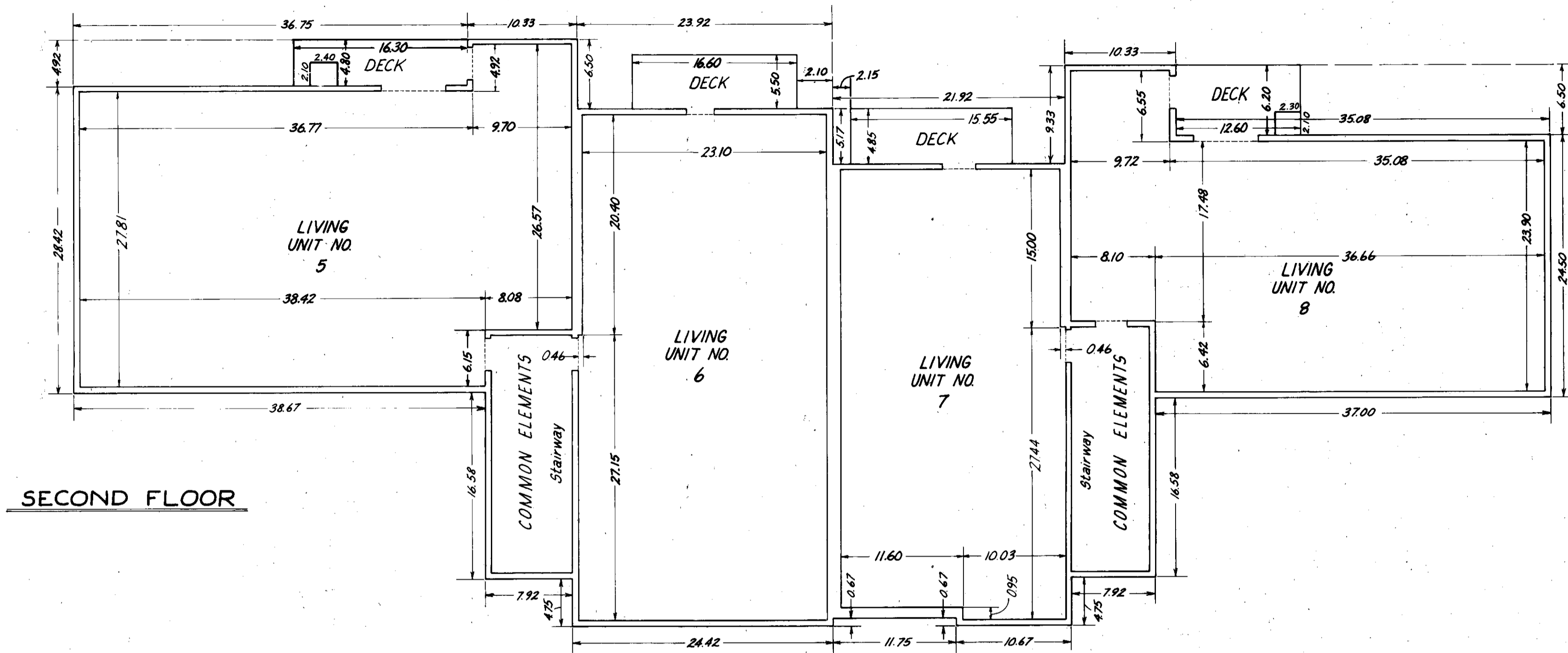
Floor to Ceiling Height = 8.09 Feet.

FILE NO. _____

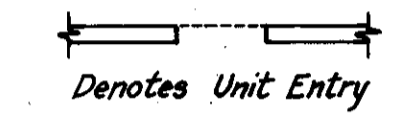
CONDOMINIUM NO. 271

C.R. DECLARATION
DOC. NO.

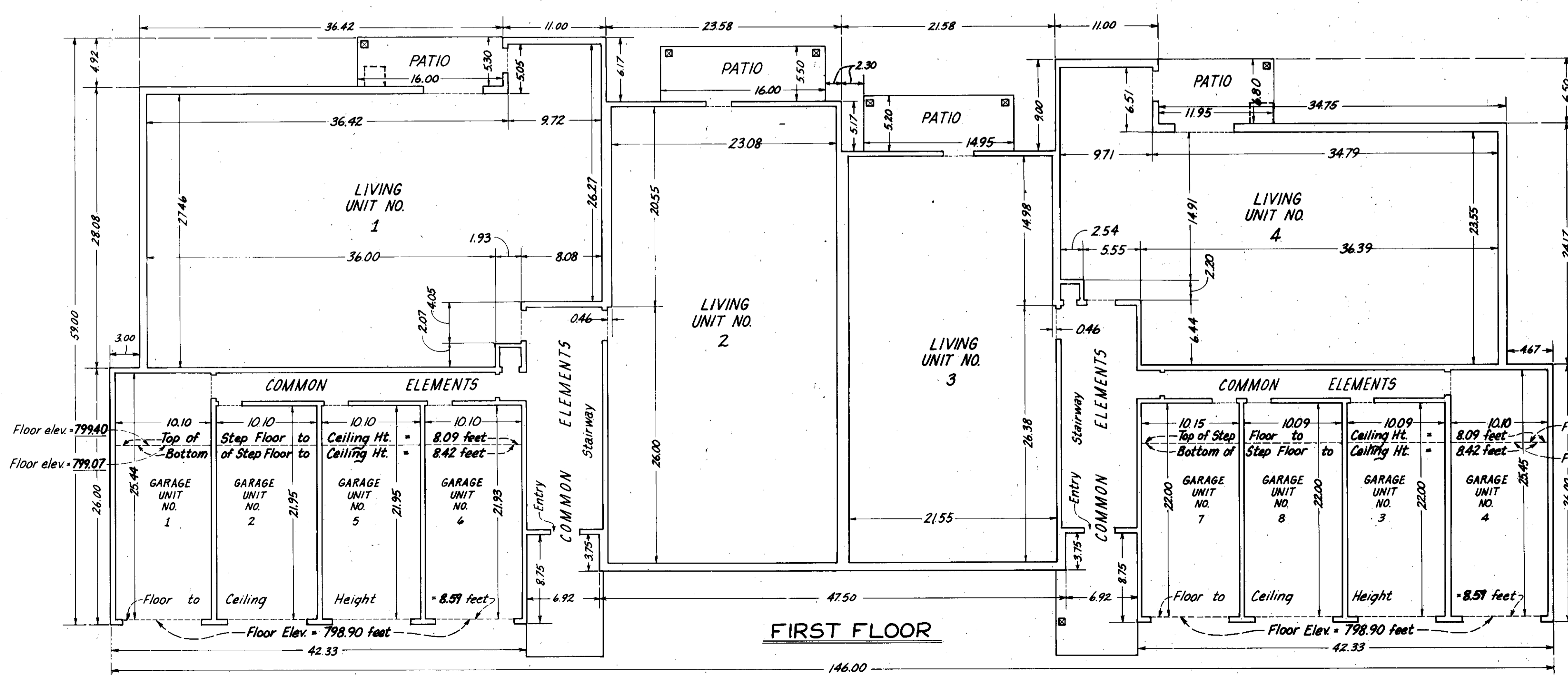
MANOR HOMES OF NORMANDE CONDOMINIUM SECOND SUPPLEMENTAL FLOOR PLANS



NOTE:
ALL SECOND FLOOR LEVEL LIVING UNITS HAVE A FLOOR ELEVATION OF 809.23 FEET AS REFERENCED TO AN ESTABLISHED BENCH MARK. (AS SHOWN ON SITE PLAN.) CEILING ELEVATION IN ALL SECOND FLOOR LEVEL LIVING UNITS IS 817.32 FEET.
DECKS ARE LIMITED COMMON ELEMENTS.
Floor to Ceiling Height = 8.09 Feet.



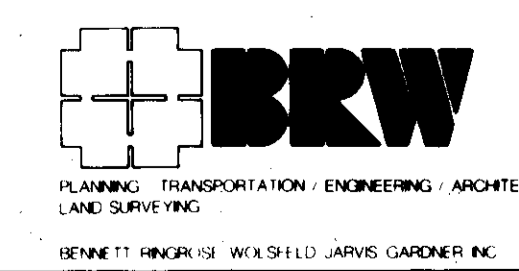
BUILDING NO. 22



NOTE: SEE SITE PLAN ON SHEET 1 OF 10 SHEETS FOR BUILDING LOCATION. ALL FIRST FLOOR LEVEL LIVING UNITS HAVE A FLOOR ELEVATION OF 799.40 FEET AS REFERENCED TO AN ESTABLISHED BENCH MARK. (AS SHOWN ON SITE PLAN.) CEILING ELEVATION IN ALL FIRST FLOOR LEVEL LIVING UNITS IS 807.49 FEET. ALL FIRST FLOOR GARAGE UNITS HAVE A FLOOR ELEVATION OF 798.90 FEET. CEILING ELEVATION IN ALL FIRST FLOOR GARAGE UNITS IS 807.49 FEET.
Patis are Limited Common Elements.
Floor to Ceiling Height = 8.09 Feet.



FILE NO.



CONDOMINIUM NO. 271

MANOR HOMES OF NORMANDEALE CONDOMINIUM

THIRD SUPPLEMENTAL FLOOR PLANS

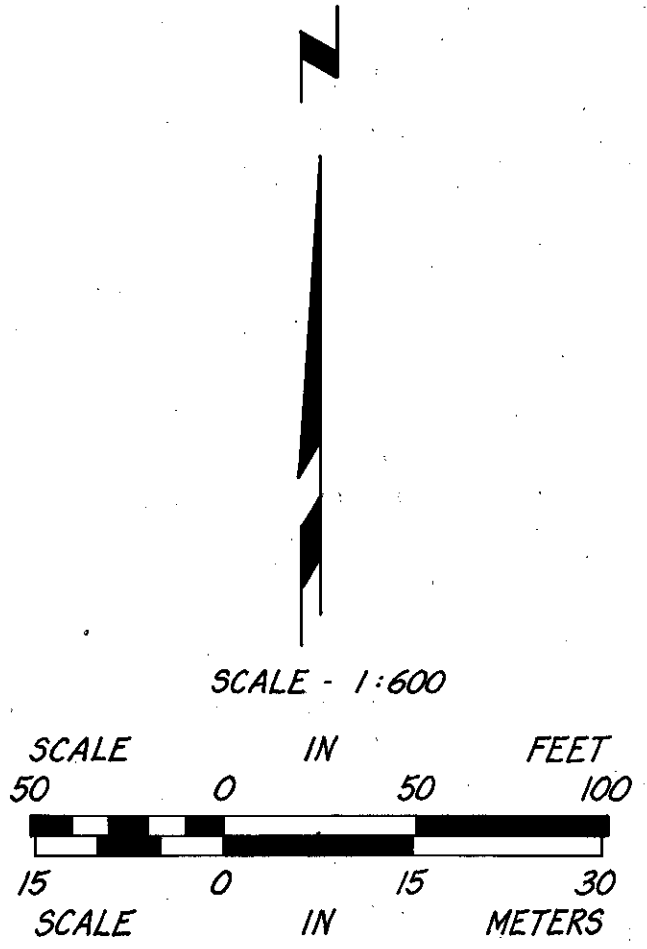
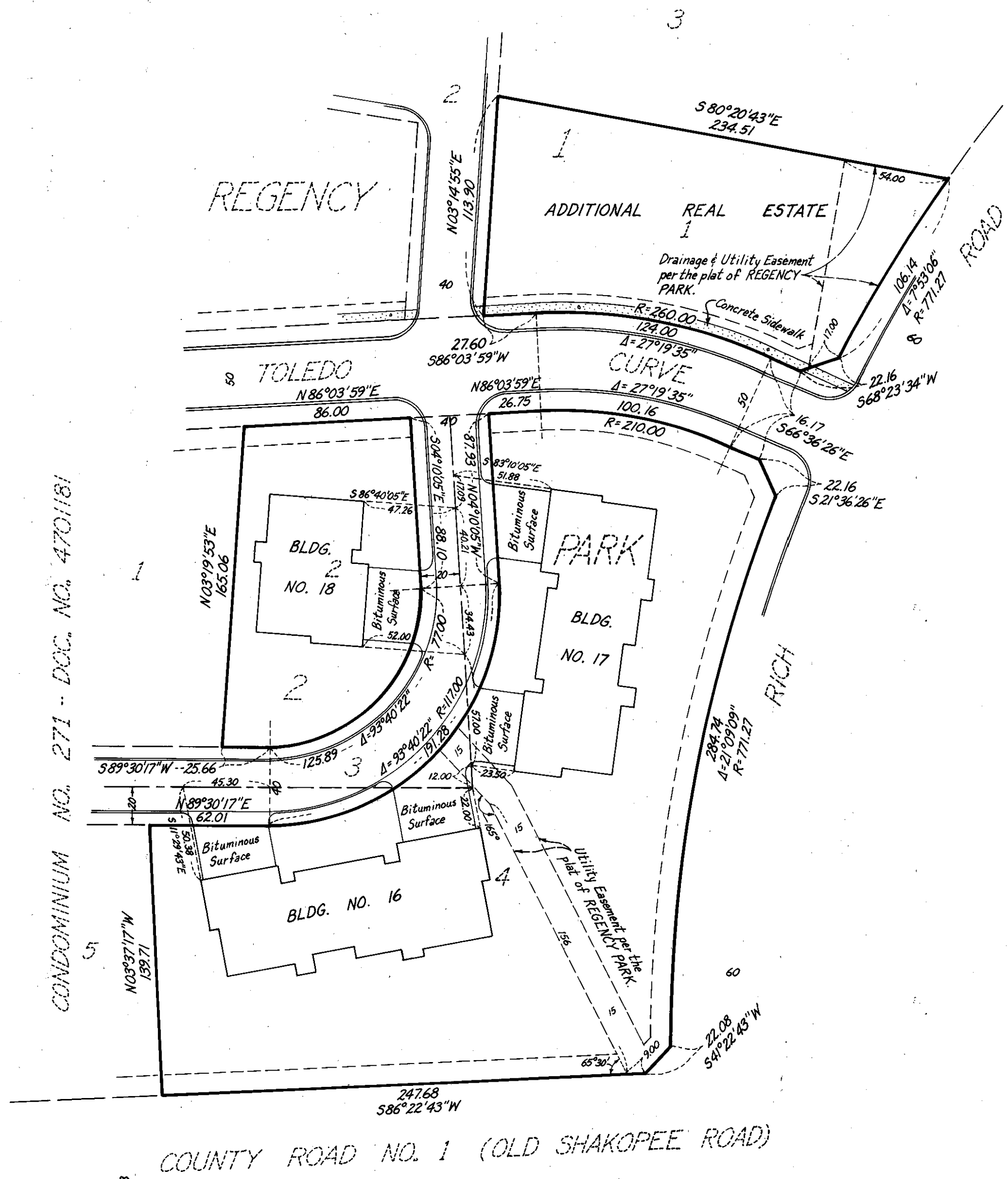
SITE PLAN

These Floor Plans have been recorded as part of the Declaration filed as Document No. _____


_____ on the _____ day of _____, A.D., 19____ Hennepin County Recorder.

P-252.1

FILE NO. _____



Bearings are per the plat of REGENCY PARK.



Being 10.00 feet in width and adjoining street lines, unless otherwise indicated, per the plat of REGENCY PARK.

Benchmark:
Top Nut Hydrant, NW Corner of Rich Road and County Road No. 1. Elev. = 808.75 feet, N.G.V.D.

The Undersigned, being first duly sworn under oath, certifies and deposes that this Third Supplemental Floor Plans of Condominium No. 271, MANOR HOMES OF NORMANDEALE CONDOMINIUM, being located upon the following described property:

Lots 2 and 4, Block 2, Regency Park, according to the plat thereof, on file and of record in the office of the County Recorder, Hennepin County, of Minnesota;

and the additional real estate described as follows:

Lot 1, Block 1, Regency Park, according to the plat thereof, on file and of record in the office of the County Recorder, Hennepin County, Minnesota;

fully and accurately depicts all information required by Minnesota Statutes Section 515A.2-110.

Dated this _____ day of _____, 198__.

James E. Boerhave, Registered Land Surveyor
Minn. Reg. No. 7095

STATE OF MINNESOTA)
) SS.
COUNTY OF HENNEPIN

The foregoing instrument was acknowledged before me this _____ day of _____, 198__ by James E. Boerhave, Registered Land Surveyor.

Notary Public

_____, a registered professional Minnesota Statutes Section 515A.2-101(b) does hereby certify that all structural components and mechanical systems serving more than one unit of all buildings containing or comprising any units hereby created are substantially completed consistent with the Third Supplemental Floor Plans for Condominium No. 271, MANOR HOMES OF NORMANDEALE CONDOMINIUM.

Dated this _____ day of _____, 198__.

MN Reg. No. _____
STATE OF MINNESOTA)
) SS.
COUNTY OF HENNEPIN

The foregoing instrument was acknowledged before me this _____ day of _____, 198__ by _____, a registered professional _____.

Notary Public

CONCRETE WALKS, STEPS AND BITUMINOUS SURFACES DENOTED (M.B.B.) ARE NOT COMPLETED AND MUST BE BUILT, UNLESS INDICATED OTHERWISE ON THE ABOVE SITE PLAN.

SEE INDIVIDUAL BUILDING FLOOR PLANS FOR OUTSIDE BUILDING DIMENSIONS.

ALL PAYEMENTS, SURFACES, CONCRETE WALKS, STEPS, RETAINING WALLS AND IMPROVEMENTS ARE COMMON ELEMENTS, UNLESS INDICATED OTHERWISE ON THE INDIVIDUAL UNIT FLOOR PLANS.

ALL EASEMENTS SHOWN ARE PER PLAT OF REGENCY PARK UNLESS INDICATED OTHERWISE AND DELINEATED BY A DOCUMENT NUMBER.

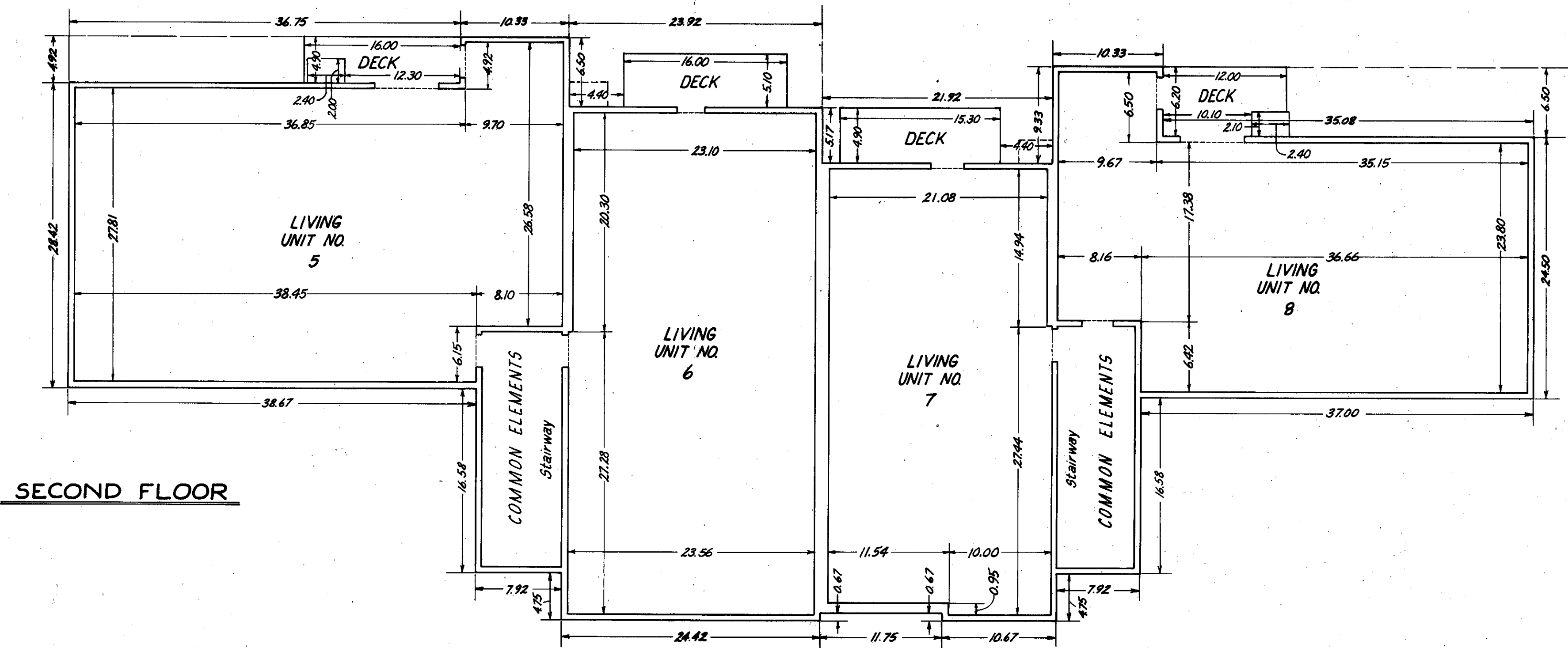
CONDOMINIUM NO. 271

C.R. DECLARATION
DOC. NO. _____

MANOR HOMES OF NORMANDE CONDOMINIUM THIRD SUPPLEMENTAL FLOOR PLANS

P-252.2

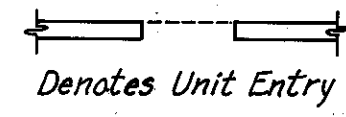
FILE NO.



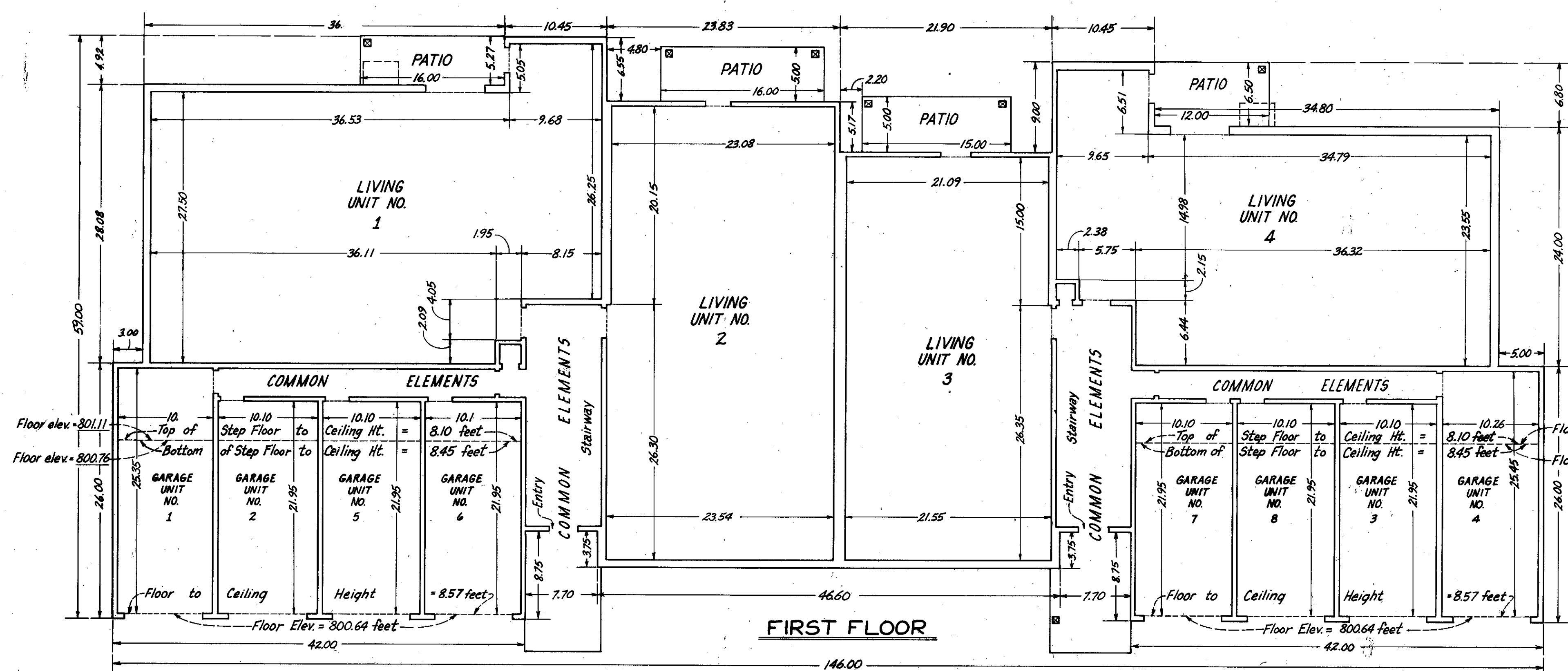
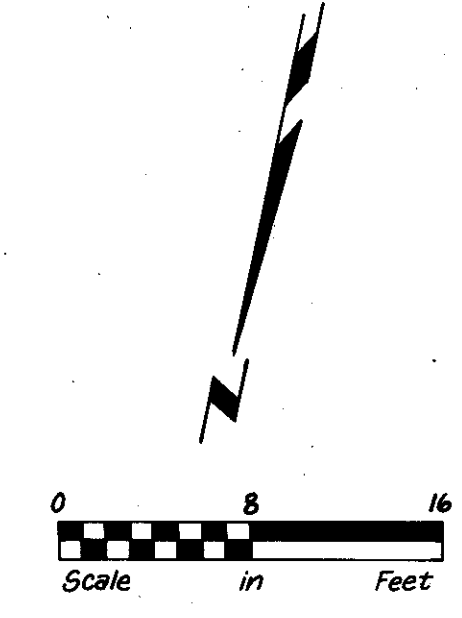
ALL SECOND FLOOR LEVEL LIVING UNITS HAVE A FLOOR ELEVATION OF 810.94 FEET AS REFERENCED TO AN ESTABLISHED BENCH MARK. (AS SHOWN ON SITE PLAN.) CEILING ELEVATION IN ALL SECOND FLOOR LEVEL LIVING UNITS IS 819.04 FEET.

DECKS ARE LIMITED COMMON ELEMENTS.

Floor to Ceiling Height = 8.10 Feet.




BUILDING NO. 16



SEE SITE PLAN ON SHEET 1 OF 4 SHEETS FOR BUILDING LOCATION. ALL FIRST FLOOR LEVEL LIVING UNITS HAVE A FLOOR ELEVATION OF 801.11 FEET AS REFERENCED TO AN ESTABLISHED BENCH MARK. (AS SHOWN ON SITE PLAN.) CEILING ELEVATION IN ALL FIRST FLOOR LEVEL LIVING UNITS IS 809.21 FEET. ALL FIRST FLOOR GARAGE UNITS HAVE A FLOOR ELEVATION OF 800.64 FEET. CEILING ELEVATION IN ALL FIRST FLOOR GARAGE UNITS IS 809.21 FEET.

Patios are Limited Common Elements.

Floor to Ceiling Height = 8.10 Feet.



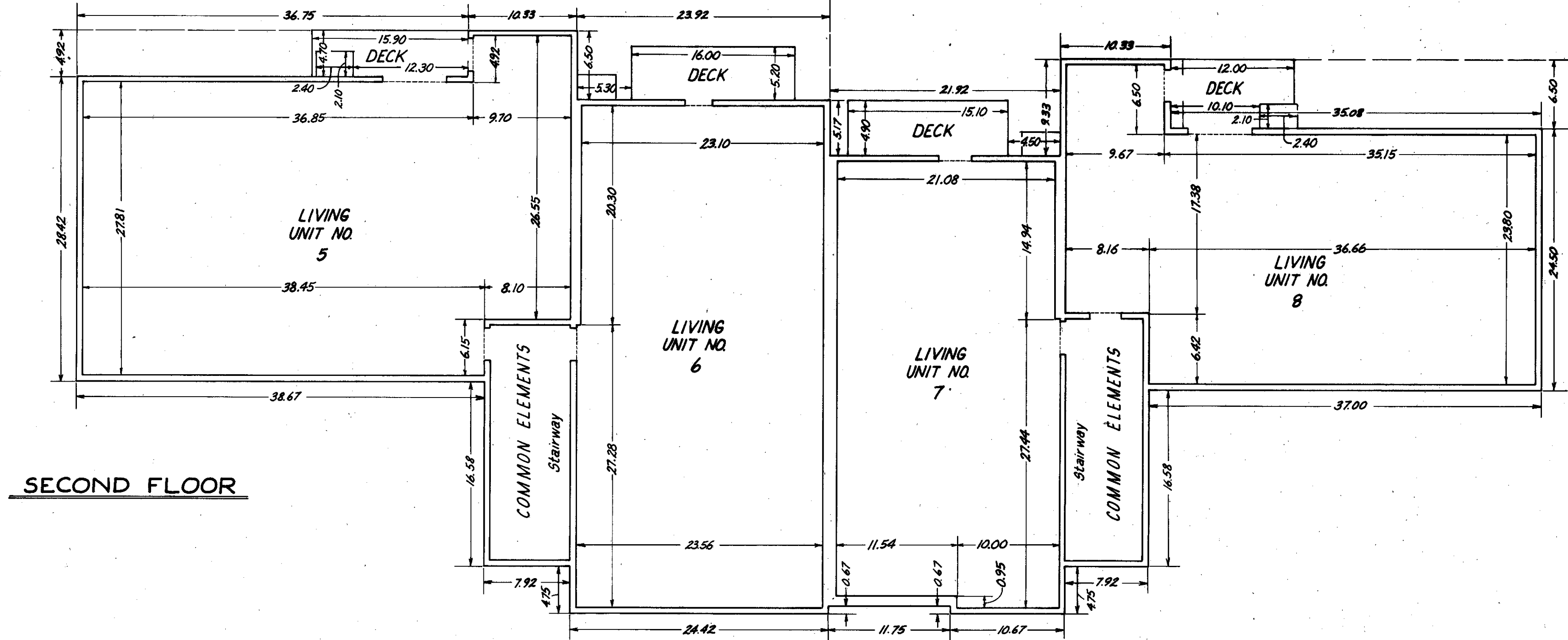
CONDOMINIUM NO. 271

C.R. DECLARATION
DOC. NO. _____

MANOR HOMES OF NORMANDE CONDOMINIUM THIRD SUPPLEMENTAL FLOOR PLANS

P-252.3

FILE NO.



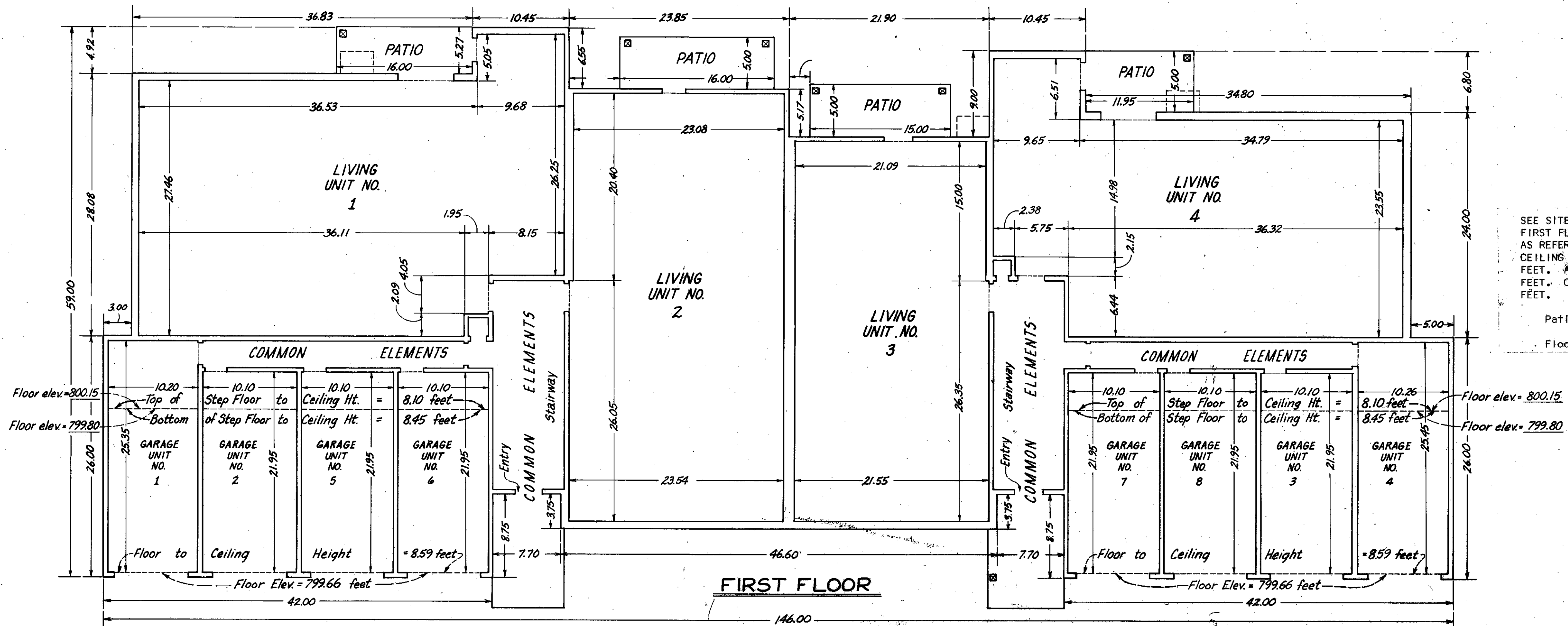
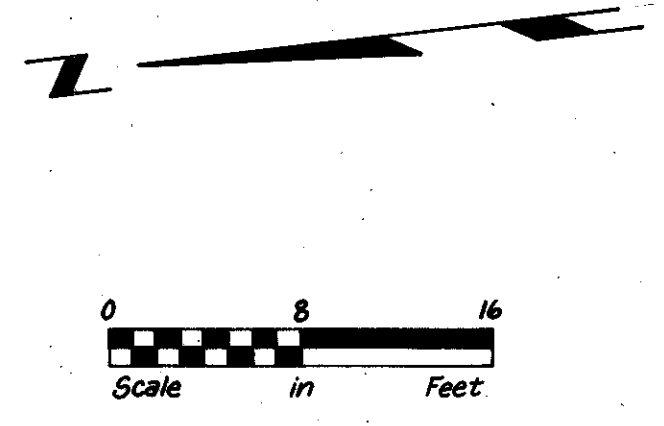
ALL SECOND FLOOR LEVEL LIVING UNITS HAVE A FLOOR ELEVATION OF 809.98 FEET AS REFERENCED TO AN ESTABLISHED BENCH MARK. (AS SHOWN ON SITE PLAN.) CEILING ELEVATION IN ALL SECOND FLOOR LEVEL LIVING UNITS IS 818.08 FEET.

DECKS ARE LIMITED COMMON ELEMENTS.

Floor to Ceiling Height = 8.10 Feet.




BUILDING NO. 17



SEE SITE PLAN ON SHEET 1 OF 4 SHEETS FOR BUILDING LOCATION. ALL FIRST FLOOR LEVEL LIVING UNITS HAVE A FLOOR ELEVATION OF 800.15 FEET AS REFERENCED TO AN ESTABLISHED BENCH MARK. (AS SHOWN ON SITE PLAN.) CEILING ELEVATION IN ALL FIRST FLOOR LEVEL LIVING UNITS IS 808.25 FEET. ALL FIRST FLOOR GARAGE UNITS HAVE A FLOOR ELEVATION OF 799.66 FEET. CEILING ELEVATION IN ALL FIRST FLOOR GARAGE UNITS IS 808.25 FEET.

Patios are Limited Common Elements.

Floor to Ceiling Height = 8.10 Feet.



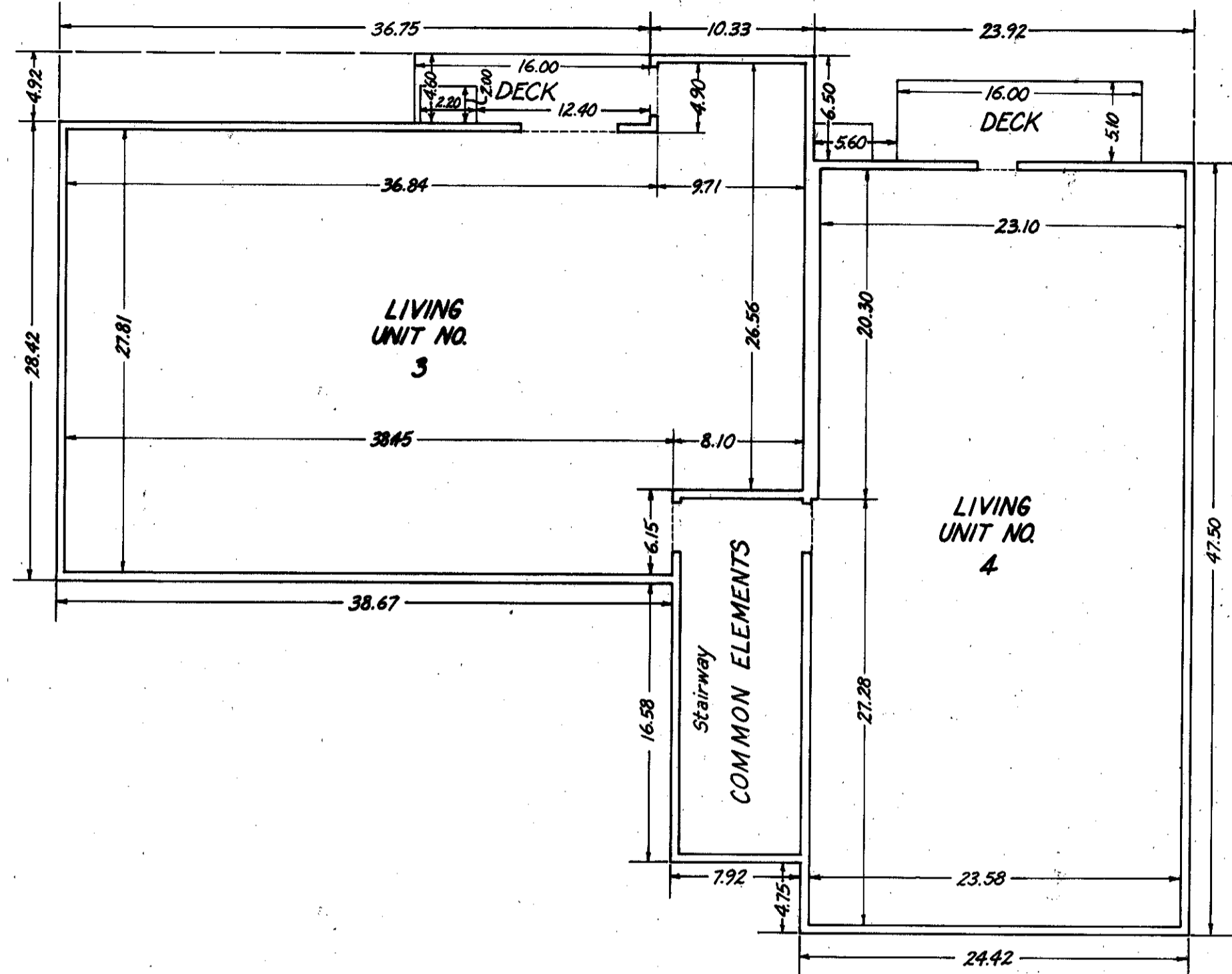
CONDOMINIUM NO. 271

C.R. DECLARATION
DOC. NO. _____

MANOR HOMES OF NORMANDALE CONDOMINIUM THIRD SUPPLEMENTAL FLOOR PLANS

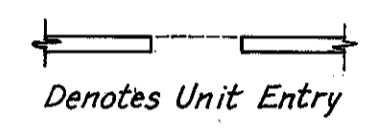
P-252.4

FILE NO.

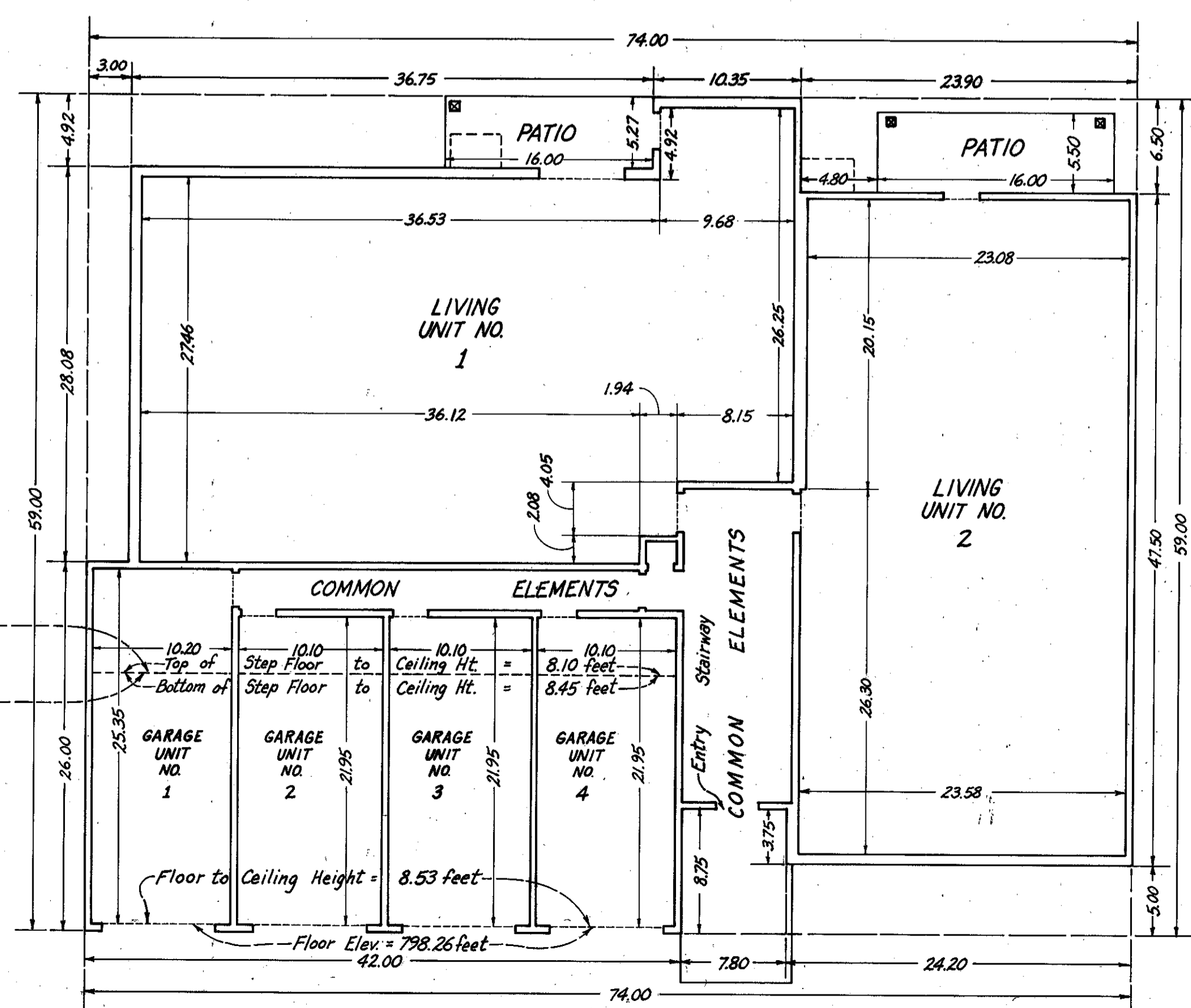
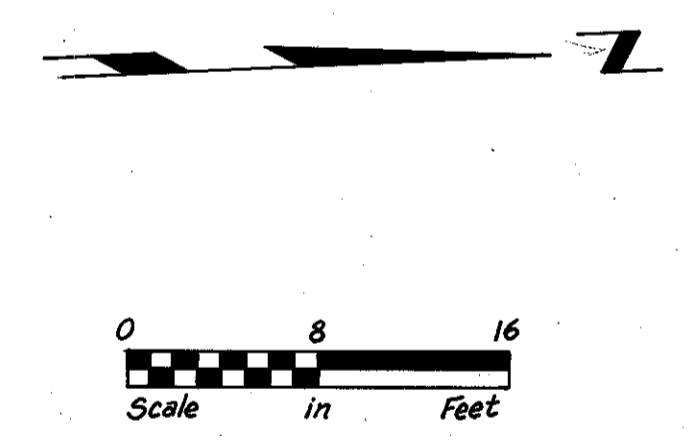


Second Floor

ALL SECOND FLOOR LEVEL LIVING UNITS HAVE A FLOOR ELEVATION OF 808.52 FEET AS REFERENCED TO AN ESTABLISHED BENCH MARK. (AS SHOWN ON SITE PLAN.) CEILING ELEVATION IN ALL SECOND FLOOR LEVEL LIVING UNITS IS 816.62 FEET.
DECKS ARE LIMITED COMMON ELEMENTS.
Floor to Ceiling Height = 8.10 Feet.



BUILDING NO. 18



First Floor


SEE SITE PLAN ON SHEET 1 OF 4 SHEETS FOR BUILDING LOCATION. ALL FIRST FLOOR LEVEL LIVING UNITS HAVE A FLOOR ELEVATION OF 798.69 FEET AS REFERENCED TO AN ESTABLISHED BENCH MARK. (AS SHOWN ON SITE PLAN.) CEILING ELEVATION IN ALL FIRST FLOOR LEVEL LIVING UNITS IS 806.79 FEET. ALL FIRST FLOOR GARAGE UNITS HAVE A FLOOR ELEVATION OF 798.26 FEET. CEILING ELEVATION IN ALL FIRST FLOOR GARAGE UNITS IS 806.79 FEET.
Patio's are Limited Common Elements.
Floor to Ceiling Height = 8.10 Feet.

Floor Elev. = 798.69

Floor Elev. = 798.34

Floor to Ceiling Height = 8.53 feet

Floor Elev. = 798.26 feet



CONDOMINIUM NO. 271

MANOR HOMES OF NORMANDALE CONDOMINIUM

FOURTH SUPPLEMENTAL FLOOR PLANS

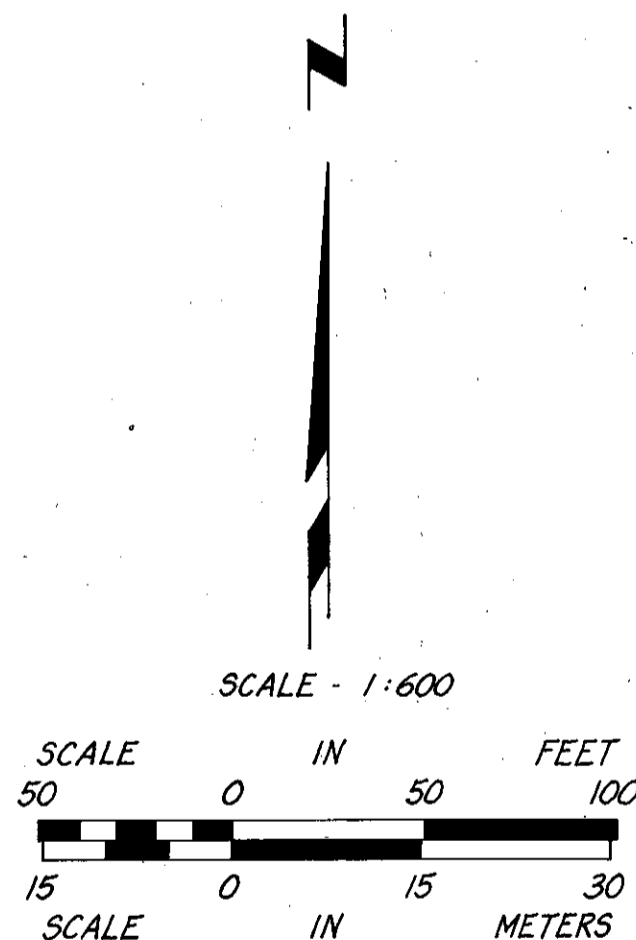
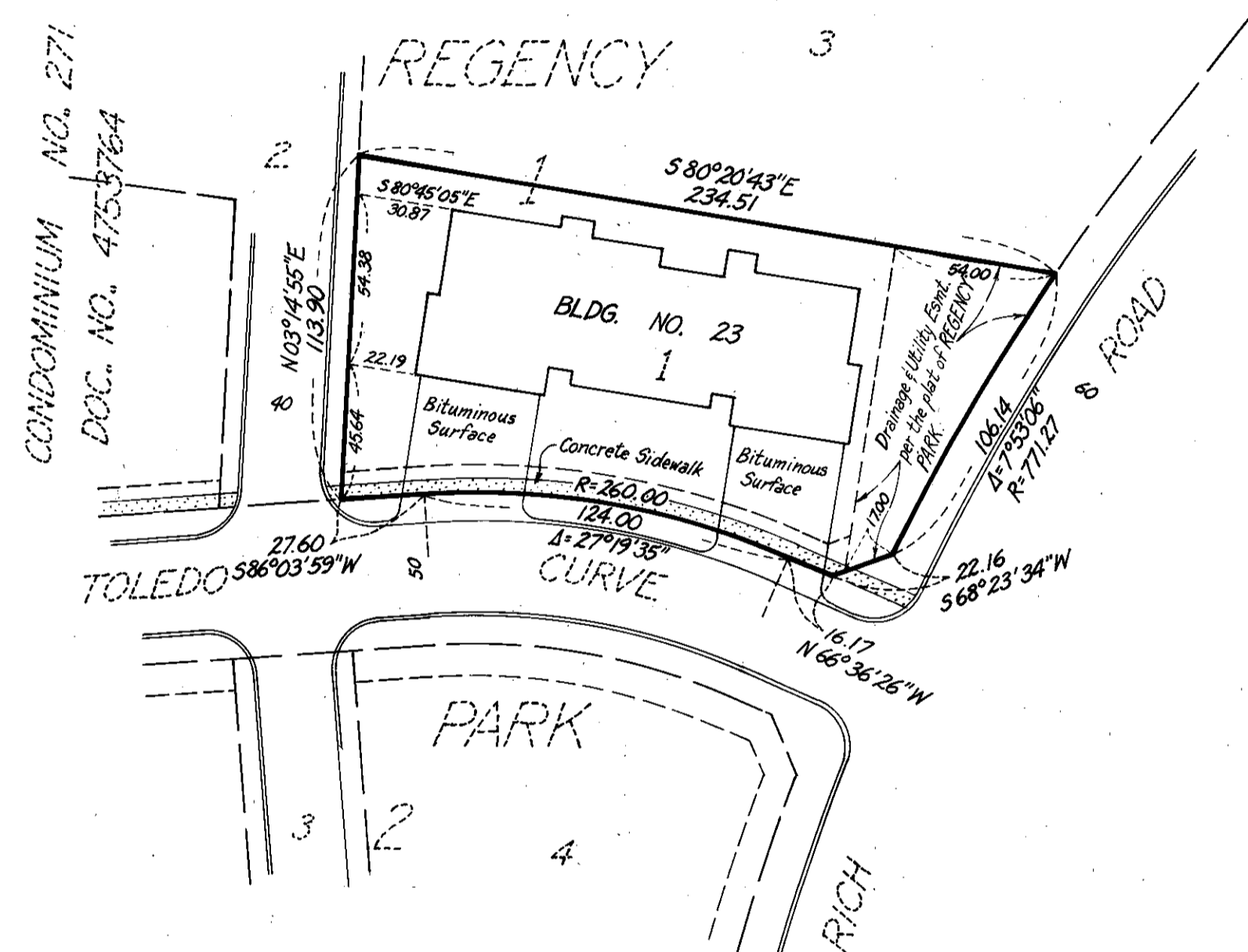
SITE PLAN

These Floor Plans have been recorded as part of the Declaration filed as Document No. _____

_____ on the _____ day of _____, A.D., 19____ Hennepin County Recorder.

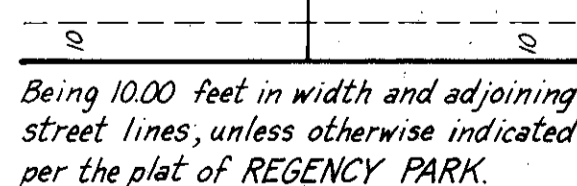
P-253.1

FILE NO. _____



Bearings are per the plat of REGENCY PARK.

Utility Easements are shown thus:



Benchmark:
Top Nut Hydrant, NW Corner of Rich Road
and County Road No. 1. Elev. = 808.75 feet,
N.G.V.D.

NOTE:

SEE INDIVIDUAL BUILDING FLOOR PLANS FOR OUTSIDE BUILDING DIMENSIONS.

ALL PAVEMENTS, SURFACES, CONCRETE WALKS, STEPS, RETAINING WALLS AND IMPROVEMENTS ARE COMMON ELEMENTS, UNLESS INDICATED OTHERWISE ON THE INDIVIDUAL UNIT FLOOR PLANS.

ALL EASEMENTS SHOWN ARE PER PLAT OF REGENCY PARK UNLESS INDICATED OTHERWISE AND DELINEATED BY A DOCUMENT NUMBER.

The undersigned, being first duly sworn under oath, certifies and deposes that this Fourth Supplemental Floor Plans of Condominium No. 271, MANOR HOMES OF NORMANDALE CONDOMINIUM, being located upon the following described property:

Lot 1, Block 1, Regency Park, according to the plat thereof, on file and of record in the office of the County Recorder, Hennepin County, Minnesota;

fully and accurately depicts all information required by Minnesota Statutes Section 515A.2-110.

Dated this _____ day of _____, 198__.

James E. Boerhave, Registered Land Surveyor
Minn. Reg. No. 7095

STATE OF MINNESOTA)
) SS.
COUNTY OF HENNEPIN)

The foregoing instrument was acknowledged before me this _____ day of _____, 198__ by James E. Boerhave, Registered Land Surveyor.

Notary Public

_____, a registered professional _____, for the State of Minnesota pursuant to Minnesota Statutes Section 515A.2-101(b) does hereby certify that all structural components and mechanical systems serving more than one unit of all buildings containing or comprising any units hereby created are substantially completed consistent with the Fourth Supplemental Floor Plans for Condominium No. 271, MANOR HOMES OF NORMANDALE CONDOMINIUM.


Dated this _____ day of _____, 198__.

MN Reg. No. _____

STATE OF MINNESOTA)
) SS.
COUNTY OF HENNEPIN)

The foregoing instrument was acknowledged before me this _____ day of _____, 198__ by _____, a registered professional _____.

Notary Public



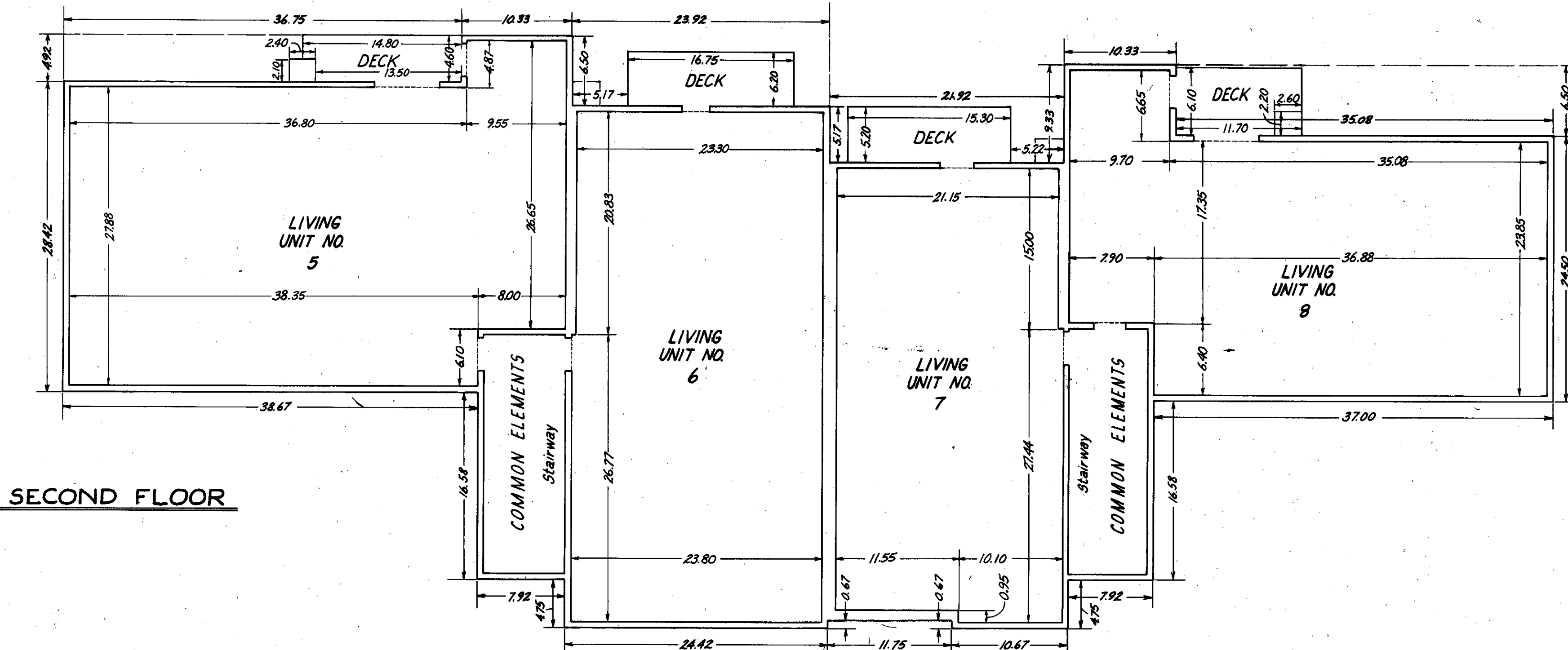
CONDOMINIUM NO. 271

MANOR HOMES OF NORMANDE CONDOMINIUM FOURTH SUPPLEMENTAL FLOOR PLANS

C.R. DECLARATION
DOC. NO. _____

P-253.2

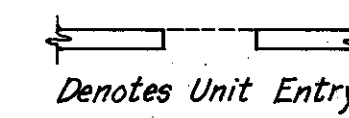
FILE NO.



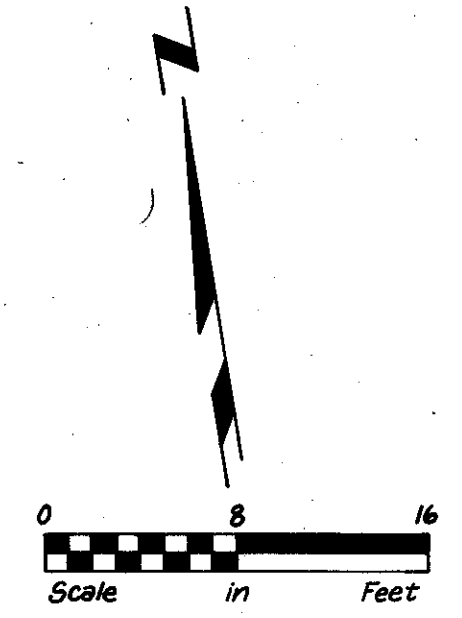
ALL SECOND FLOOR LEVEL LIVING UNITS HAVE A FLOOR ELEVATION OF 807.52 FEET AS REFERENCED TO AN ESTABLISHED BENCH MARK. (AS SHOWN ON SITE PLAN.) CEILING ELEVATION IN ALL SECOND FLOOR LEVEL LIVING UNITS IS 815.62 FEET.

DECKS ARE LIMITED COMMON ELEMENTS.

Floor to Ceiling Height = 8.10 Feet.



BUILDING NO. 23



NOTE:

SEE SITE PLAN ON SHEET 1 OF 2 SHEETS FOR BUILDING LOCATION. ALL FIRST FLOOR LEVEL LIVING UNITS HAVE A FLOOR ELEVATION OF 797.64 FEET AS REFERENCED TO AN ESTABLISHED BENCH MARK. (AS SHOWN ON SITE PLAN.) CEILING ELEVATION IN ALL FIRST FLOOR LEVEL LIVING UNITS IS 805.74 FEET. ALL FIRST FLOOR GARAGE UNITS HAVE A FLOOR ELEVATION OF 797.20 FEET. CEILING ELEVATION IN ALL FIRST FLOOR GARAGE UNITS IS 805.74 FEET.

Patios are Limited Common Elements.

Floor to Ceiling Height = 8.10 Feet.

