



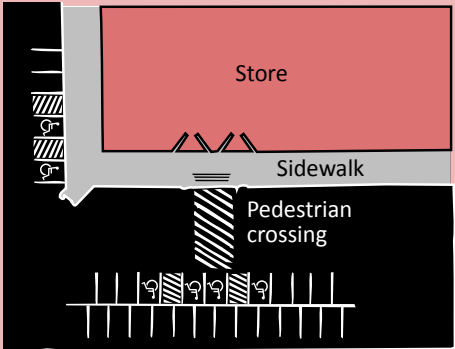
# Accessible Parking Works

...for you, your clients,  
customers and tenants

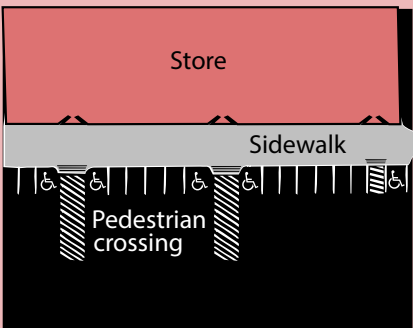
Here is a summary of the City of Bloomington’s Accessible Parking Requirements, which are based on the Minnesota State Building Code and are also compliant with the 2010 Americans with Disabilities Act Standards for Accessible Design.



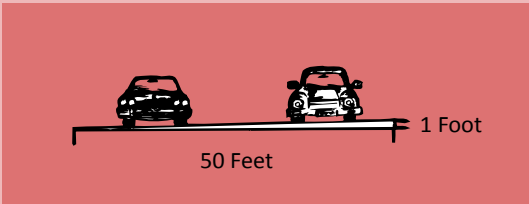
## Location



Accessible parking must make use of the shortest accessible route of travel to the main entrance.



At buildings with multiple entrances, such as office parks or strip malls, disperse accessible parking among the accessible entrances.



Accessible parking should be located on firm, stable, slip-resistant surface slopes not exceeding 1:48 (2 percent or 1/4 inch per 1 foot) in any direction.

### For more information:

Contact the City of Bloomington Human Services Division at 952-563-8733, TTY 952-563-8740 or [humanservices@BloomingtonMN.gov](mailto:humanservices@BloomingtonMN.gov).

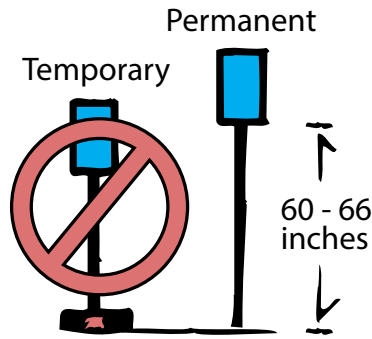
The City of Bloomington does not discriminate on the basis of disability in the admission or access to, or treatment or employment in, its services, programs, or activities. Upon request, accommodation will be provided to allow individuals with disabilities to participate in all City of Bloomington services, programs, and activities. Upon request, this information can be available in Braille, large print, audio print, audio tape and/or electronic format.



(5/14)

# Signage

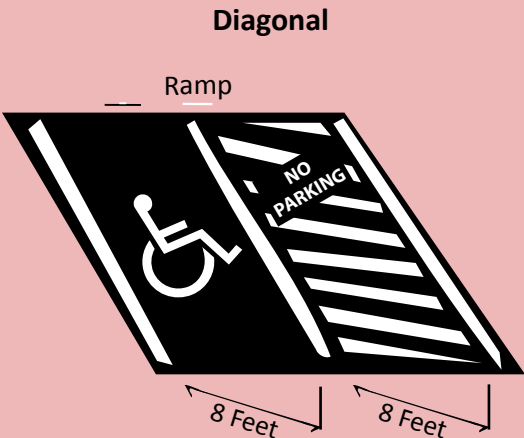
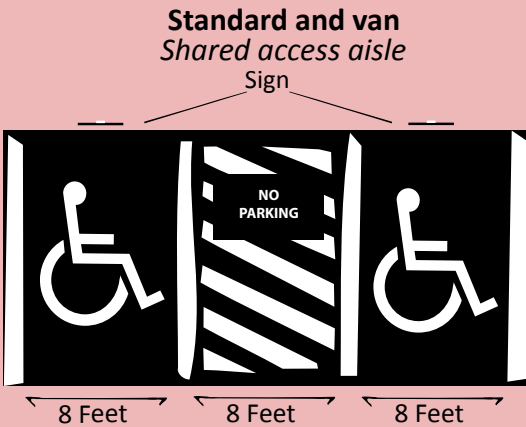
Minnesota State Statute 169.346 requires parking space signs to be BLUE with WHITE lettering. The notice which states the fine for a violation may be mounted below the main sign. Where not all accessible spaces have a 98 inch height clearance, van accessible spaces must provide a sign indicating van accessible.



Signs must be permanent and no more than eight feet from the space, to be enforceable. Temporary or portable signs are not allowed. The sign must be high enough not to be obscured by a vehicle parked in the space; the sign’s bottom edge should be 60 - 66 inches from the surface of the parking space.



# Size requirements



Wheelchair symbol is not needed on actual parking surface, but access aisle must be marked, “No Parking.” A sign either needs to be mounted at the front of a space, and not blocking an access ramp or painted on the surface. Access aisle needs to be located on the passenger side of the space.

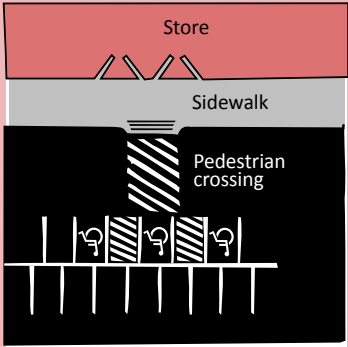
# Ratio of spaces

TOTAL spaces	1-25	26-50	51-75	76-100	101-150	151-200	201-300	301-400	401-500	501-1,000	1,001+
MINIMUM accessible spaces or fraction thereof	1	2	3	4	5	6	7	8	9	2% of total	20 plus 1 for every additional 100
MINIMUM van accessible spaces	1	1	1	1	1	1	2	2	2	1 per 6 accessible spaces	1 per 6 accessible spaces

NOTE: Van accessible spaces are included in the number of “Minimum Accessible Space” required.

# Pavement painting

Use WHITE traffic paint for striping and access symbols painted on the parking surface. Provide a painted crosswalk where individuals must cross a vehicle traffic lane.



## Special applications:

- There are different requirements for residential, rehabilitation, hospitals and other facilities serving persons with mobility impairments.
- When valet parking is provided, passenger loading zones must be accessible, but accessible parking spaces need not be reserved.
- A clearance height of 98 inches is required for van accessible spaces.

## Resources for parking signs

- Barry’s Screen Printing**  
2015 32nd Avenue NW  
Rochester, MN 55901  
507-288-4687
- City Signs and Banners**  
9159 Lyndale Avenue South  
Bloomington, MN 55420  
952-885-0101
- Designer Sign Systems**  
9975 Flanders Court  
Blaine, MN 55449  
763-784-5858
- Earl F. Anderson**  
19740 Kenrick Avenue  
Lakeville, MN 55044  
952-884-7300 or 1-800-862-6026
- Gopher Sign Company**  
1310 Randolph Avenue  
St. Paul, MN 55105  
651-698-5095

Please be advised that the City of Bloomington does not sponsor or endorse or have a relationship with the resources listed unless otherwise noted.