

KNOW YOUR ENERGY USE

Use this free tool to find ways to save energy and money

To help you better understand and reduce your energy use and save on monthly bills, you can receive comparative energy data through Xcel Energy's My Energy feature. Start by signing up for My Account online, where you can access your energy usage reports while managing your account.

Xcel Energy's My Energy

1 Sign in or sign up for My Account at myaccount.xcelenergy.com

To register your account, you will need to have the following information on hand:

- Your account number
- The phone number associated with your account
- Your zip code

The screenshot shows the Xcel Energy website's login and registration interface. On the left, under the 'Sign in' heading, there are input fields for 'Username' and 'Password', each with a 'Forgot your [Username/Password]?' link below it. A 'Remember Username' checkbox is also present. A red circle highlights the 'Sign In' button. On the right, under the 'Registration' heading, there is a section titled 'With My Account, you can:' followed by a list of benefits: 'Track energy usage', 'View billing history and pay bills', and 'Sign up for notifications'. Below this, a note says 'Ready to register? Make sure you have your account number handy.' A red circle highlights the 'Register' button.

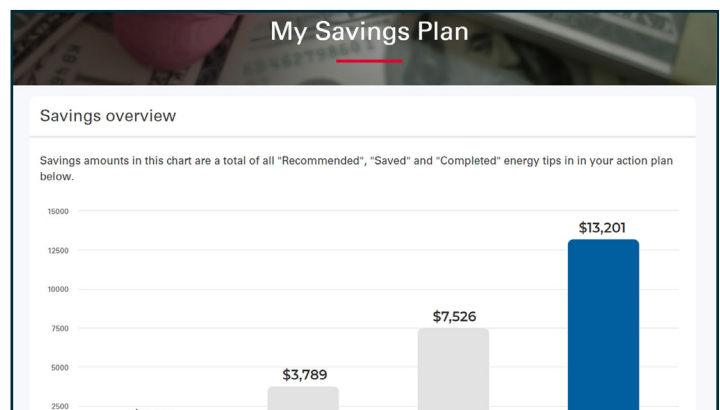
2 Scroll down and select the My Energy button on the right of the screen

After logging in, scroll down

The screenshot shows the 'Energy Summary' page for a user at 23 THOMAS AVE SAINT PAUL MN 55104-2545. At the top right, there are two buttons: 'Usage Details' and 'My Energy'. The 'My Energy' button is circled in red. Below the buttons, there is a 'Neighbor Comparison' section with a dropdown menu set to 'Energy'. It shows three bars: 'Efficient Neighbors' at 1609 Units, 'All Neighbors' at 2045 Units, and 'You' at 1632 Units. To the right, there is an 'Energy Program Opportunities' section with a 'Windsource' link and a right-pointing arrow.

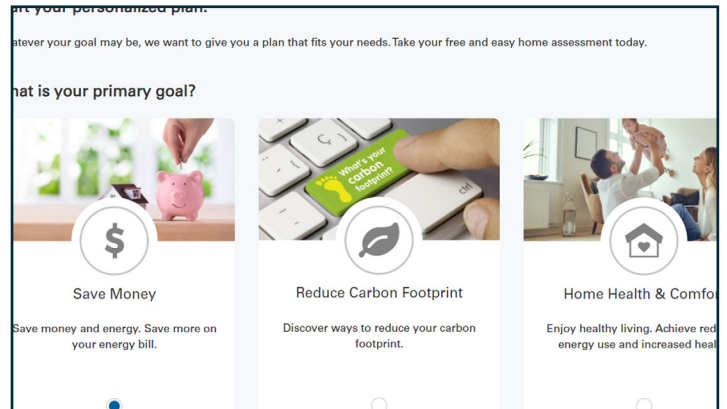
3 See how your energy use compares to your neighbors

Jump start your energy savings by selecting creating a personalized savings plan for your home



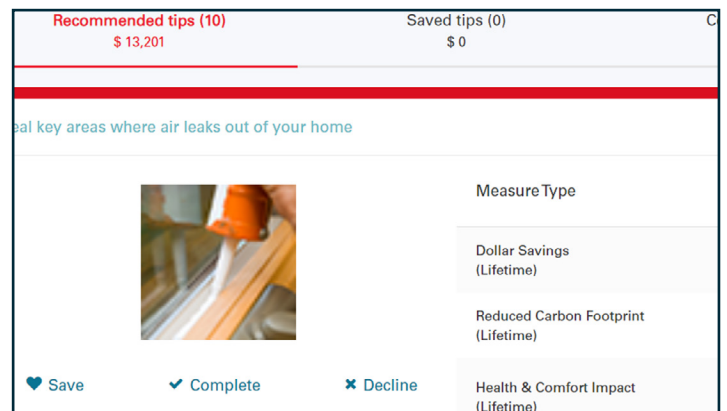
Now you know. Take Action!

4 Answer a few questions to create an energy profile for your home



5 My Energy will offer customized tips to help you save

You can save your favorite actions and mark ones you've already done as "complete."



Other Actions

Once you start using My Energy to track your energy use, you can start experimenting with different ways to save energy. For example:

- Follow up on My Energy's recommended energy saving tips
- Sign up to receive a Home Energy Squad® visit at HomeEnergySquad.net
- Recycle your old refrigerator and earn a rebate by calling 800-599-5795



The City of Bloomington and Xcel Energy are pleased to work together to achieve our community energy goals.