

**BLOOMINGTON.**

tomorrow. together. ●



## City Council Special Budget Meeting

*2024 Preliminary Tax Levy and Budget*

*Monday, August 21, 2023*



1



## AGENDA

- *Budgetary Approach*
- *Public Engagement*
- *Revenue Analysis*
- *Expense Drivers*
- *Preliminary Tax Levy – Working Model*
- *Budget Calendar*

2

# Budgetary Approach

- Continued investments in Public Safety
- Maintaining services that residents value
- Focus on strategic allocation of resources
- Aligned budget requests with the City's Strategic Plan, *Bloomington. Tomorrow. Together.*
- Increased public engagement



3

## OUR MISSION

OUR MISSION IS TO CULTIVATE AN ENDURING AND REMARKABLE COMMUNITY WHERE PEOPLE WANT TO BE.

### A Connected, Welcoming Community

- People can connect with neighbors
- People are welcomed by the City into the community
- Residents are valued by the community



### A Healthy Community

- Improved environmental health
- Improved human health
- Increased safety security



### A Community with Equitable Economic Growth

- Economic growth is more equitably distributed
- Expanded diversity in business ownership
- Equitable job growth for workers



4

# Budget Public Engagement



5

# Budget Public Engagement



6

# Budget Public Engagement



7

## PARKS, ARTS, RECREATION AND NATURAL RESOURCES

- Playgrounds
- Trails
- Recreation programs
- Arts programs
- Protection of natural resources



**1,041 chips**

**25%**

## FACILITIES AND INFRASTRUCTURE

- Ice Garden
- Center for the Arts
- Golf Course
- Community Health and Wellness Center
- Roads and bridges
- Sewer and water



**633 chips**

**16%**

## EQUITABLE ECONOMIC GROWTH

- Affordable housing
- Economic growth is more equitably distributed
- Expanded diversity in business ownership
- Equitable job growth for workers



**508 chips**

**12%**

## PUBLIC SAFETY

- Increased safety and security
- Police
- Fire
- Dispatch
- Legal



**938 chips**

**23%**

## HEALTHY COMMUNITY

- Improved environmental health
- Improved human health



**585 chips**

**14%**

## CONNECTED, WELCOMING COMMUNITY

- People can connect with neighbors
- People are welcomed by the city into the community
- Residents are valued by the community



**383 chips**

**10%**

(Detailed report of individual events with public feedback included in published City Council agenda packet.)



8

# Let's Talk Bloomington 266 survey responses

(Full report with 173 written responses included in published City Council agenda packet)

Rank your budget priorities! : Survey Report for 10 May 2023 to 15 August 2023

**Q1 Rank the following areas by priority with 1 being your highest and 6 being your lowest priority.**

OPTIONS	AVG. RANK
Public Safety	2.02
Parks, Arts, Recreation, and Natural Resources	2.70
Facilities and Infrastructure	2.94
Healthy Community	3.77
Equitable Economic Growth and Affordable Housing	4.72
Connected, Welcoming Community	4.85



# Video Communications

## City budget

### On this page

- [Understanding your 2023 property taxes and home valuations](#)
- [Community outreach](#)
- [Council Minute videos and City Council presentations](#)
- [Recent budget needs and budget in brief](#)
- [About the deputy finance officer](#)

### Understanding your 2023 property taxes and home valuations



Bloomington's deputy finance officer and city assessor help you understand two important documents that will be arriving in mailboxes this March - your 2023 property taxes and home valuations.



February 2023  
Property Tax Statements and Home Valuations

June 2023  
Bloomington Today "The Buzz" show featured budget public engagement opportunities

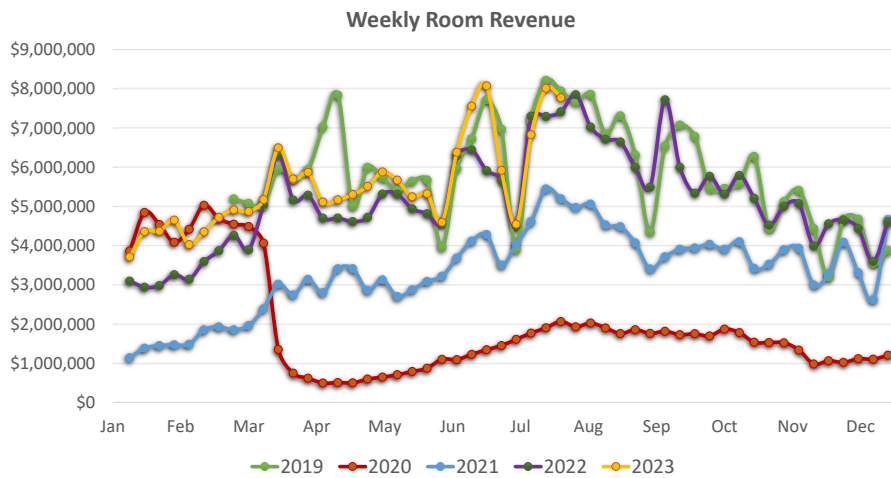


## Lodging Tax Revenues

- 2019 Actual \$8.7 million
- **2020 Actual \$2.8 million**
- 2021 Actual \$5.1 million
- 2022 Actual \$7.9 million
- 2023 Projected \$7.8 million
- 2024 Budget \$8.4 million



## Lodging Tax Revenues



## Lodging Tax Revenues – Average Daily Rates

Month **May 2023**

Row Labels	Days	Avg Occ %	Avg ADR	Rooms	
				% of 2019	Rev % of 2019
Sunday	4	48.5	112.24	95.6%	101.8%
Monday	5	55.1	122.62	92.7%	101.8%
Tuesday	5	63.8	130.89	85.8%	89.0%
Wednesday	5	63.5	126.88	84.7%	83.6%
Thursday	4	62.6	120.75	103.2%	108.6%
Friday	4	76.1	129.64	115.4%	139.3%
Saturday	4	82.1	136.55	110.8%	134.0%
<b>Grand Total</b>	<b>31</b>	<b>64.2</b>	<b>125.76</b>	<b>97.3%</b>	<b>106.7%</b>

Month **Jun 2023**

Row Labels	Days	Avg Occ %	Avg ADR	Rooms	
				% of 2019	Rev % of 2019
Sunday	4	59.4	117.07	101.9%	109.7%
Monday	4	74.1	128.83	102.3%	107.1%
Tuesday	4	83.7	140.43	113.8%	125.0%
Wednesday	4	82.7	139.24	113.4%	124.0%
Thursday	5	72.7	130.23	100.3%	107.3%
Friday	5	78.5	141.63	101.2%	123.6%
Saturday	4	84.4	149.36	103.6%	131.0%
<b>Grand Total</b>	<b>30</b>	<b>76.4</b>	<b>135.30</b>	<b>104.9%</b>	<b>118.1%</b>


## Admission Tax Revenues

- 2019 Actual \$1.7 million
- **2020 Actual \$0.4 million**
- 2021 Actual \$1.3 million
- 2022 Actual \$1.7 million
- 2023 Projected \$1.7 million
- 2024 Budget \$1.9 million



## Permit Revenues

- 2019 Actual \$4.9 million
- 2020 Actual \$4.8 million
- 2021 Actual \$4.0 million
- 2022 Actual \$6.0 million
- 2023 Projected \$4.9 million
- **2024 Budget \$3.9 million**



**BLOOMINGTON.**  
tomorrow.together. ■

15

## Expense Drivers

- Expected labor market pressure
  - Competitive salaries and benefits are needed to attract and retain skilled personnel
- Continued commitment to Public Safety
  - Transition from Paid-on-Call Part-Time Fire Fighters to hybrid of Part-Time and Full-Time
- Economic volatility affecting costs of materials and services



**BLOOMINGTON.**  
tomorrow.together. ■

16



## Investments in Public Safety

### Fire

2023: Added 21 new full-time firefighters.

2024: Budget request includes 6 new full-time firefighters.

### Police:

2023: Added 4 new police officers, 1 new dispatch training coordinator.

2024: Budget request includes 1 new dispatcher.



17

## 2023 Budget General Fund Staffing Changes

- 21 Firefighters (18 funded with SAFER grant)
- 4 Police Officers
- 1 Dispatch Training & Quality Assurance Coordinator
- 1 Natural Resources Parkkeeper
- 1 Sustainability Specialist
- 1 Human Resources Representative



18

# 2024 Budget Proposed General Fund Staffing Changes

- 6 Firefighters
- 1 Dispatcher
- 3 Parks and Recreation positions moving from part-time to full-time
  - 2 of these P&R reclasses to full-time are cost neutral due to cost reductions in other areas.



## 2024 Preliminary Tax Levy - WORKING MODEL

	2023 Tax Levy	2024 Tax Levy	Tax Levy \$ Change	Tax Levy % Change	Median Value Home Monthly City Tax	Median Value Home City Tax \$ Change	Median Value Home City Tax % Change
<b>General Revenues:</b>							
General Fund	\$63,991,380	\$70,456,098	\$6,464,718		\$101.32		
Communications	\$400,000	\$400,000	\$0		\$0.58		
Forestry / Diseased Trees (Solid Waste Fund)	\$185,000	\$185,000	\$0		\$0.27		
Fire Pension	\$1,000,000	\$1,050,000	\$50,000		\$1.51		
Aquatics	\$465,000	\$500,000	\$35,000		\$0.72		
Art Center	\$1,000,000	\$1,000,000	\$0		\$1.44		
Golf	\$161,343	\$105,565	(\$55,778)		\$0.15		
Ice Garden	\$125,000	\$125,000	\$0		\$0.18		
Tax Abatement	\$300,000	\$400,000	\$100,000		\$0.58		
<b>Total General Revenues</b>	<b>\$67,627,723</b>	<b>\$74,221,663</b>	<b>\$6,593,940</b>	<b>8.85%</b>	<b>\$106.74</b>		
<b>Debt Service</b>	<b>\$6,918,155</b>	<b>\$7,397,156</b>	<b>\$479,001</b>	<b>0.64%</b>	<b>\$10.64</b>		
<b>Total Tax Levy</b>	<b>\$74,545,878</b>	<b>\$81,618,819</b>	<b>\$7,072,941</b>	<b>9.49%</b>	<b>\$117.37</b>	<b>\$6.28</b>	<b>5.65%</b>



## Median Value Home Impact

9.49% Increase to the Tax Levy is a  
5.65% increase for the Median Value Home

Increase of \$1.45  
per week  
\$25.64 to \$27.09

Increase of \$6.28  
per month  
\$111.09 to \$117.37

Increase of \$75.34  
per year  
\$1,333.13 to \$1,408.47

21

## Tax Levy Increase by Department

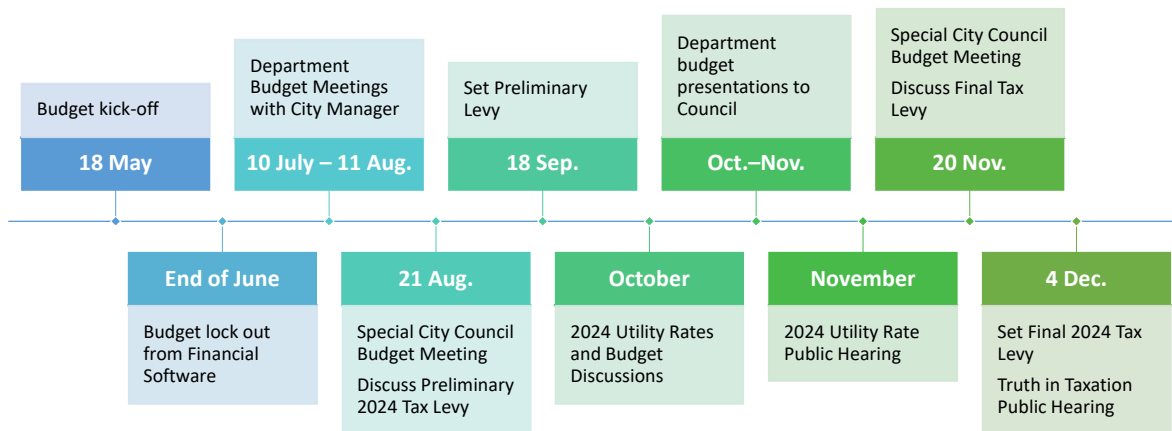
	<b>\$ Change from 2023</b>	<b>% Change from 2023</b>
Community Development	\$973,227	1.31%
Community Services	\$201,371	0.27%
Parks and Recreation	\$7,328,841	9.83%
Public Works	-\$4,901,727	-6.58%
Police	\$1,904,733	2.56%
<u>Fire</u>	<u>\$1,566,496</u>	<u>2.10%</u>
<b>TOTAL</b>	<b>\$7,072,941</b>	<b>9.49%</b>

22

## Tax Levy Increase by Category

	\$ Change from 2023	% Change from 2023
Salaries & Benefits	\$3,948,483	5.30%
Internal Charges	\$1,307,801	1.75%
Materials, Supplies, & Services	\$1,337,656	1.80%
<u>Debt Service</u>	<u>\$479,001</u>	<u>0.64%</u>
<b>TOTAL</b>	<b>\$7,072,941</b>	<b>9.49%</b>

## Budget Calendar



Budget Public Engagement at events from May 20 – October 14

# Discussion

